

12-month Enrollment 2024-25

Institution: Monterey Peninsula College (119067)

User ID: P1190672

Overview

12-month Enrollment Overview

The 12-month Enrollment survey component collects unduplicated student enrollment counts and instructional activity data for an entire 12-month period. Using the instructional activity data reported, a full-time equivalent (FTE) student enrollment at the undergraduate and graduate level is estimated (4-year institutions only). Institutions with Doctor's - professional practice students will also report the FTE enrollment of those students (4-year institutions only). NCES uses the FTE enrollment to produce indicators such as expenses by function per FTE as reported in the IPEDS Data Feedback Report.

Data Reporting Reminder:

- All institutions must use the July 1 - June 30 reporting period.
- Report data to accurately reflect the time period corresponding with the IPEDS survey component, even if such reporting is seemingly inconsistent with prior-year reporting.

Changes in reporting

The following changes were implemented for the 2024-25 data collection period:

- Added screening question to indicate whether the institution enrolled high school students in college courses for credit during the 12-month reporting period. Note: This screening question originally appeared on the Institutional Characteristics Header component when first added in the 2023–24 data collection. This item was added to the 12-month (E12) component in the 2024–25 data collection to better align the timing of this screening question to the reporting of the enrollment counts. This change was prompted by feedback from the IPEDS Help Desk and IPEDS data reporters that separating the screening question and enrollment count reporting on two different components led to confusion and timing misalignment.
- Revised the Gender Unknown or Another Gender than Provided Categories screen for clarity.
- Removed mention of "non-first-time" on survey screens and instructions when discussing "transfer-in" student enrollment status to clarify the distinction between these two terms. This change was prompted by feedback from the IPEDS data reporters and data users that IPEDS survey materials conflated the concepts of "transfer-in" and "non-first-time," which led to misunderstanding in interpretation. This change will clearly separate these two concepts in the IPEDS survey materials to improve clarity and understanding of these terms.
- Added a new FAQ to better clarify the relationship between "transfer-in" enrollment status on the Fall Enrollment (EF) and 12-month Enrollment (E12) components and the "non-first-time" cohort on the Outcome Measures (OM) component. This change was prompted by feedback from the IPEDS data reporters and data users that the IPEDS survey materials conflated the concepts of "transfer-in" and "non-first-time," which led to misunderstanding in interpretation. This change will clearly separate these two concepts in IPEDS survey materials to improve clarity and understanding of these terms.
- Revised definition for "Transfer-in student" Glossary term to improve clarity. This change was prompted by feedback from the IPEDS data reporters and data users that the current definition for "Transfer-in student" led to misunderstanding in interpretation. This change will clarify this term for greater understanding among the IPEDS audiences.
- Revised definition for "Non-first-time student (undergraduate)" Glossary term to improve clarity. This change was prompted by feedback from the IPEDS data reporters and data users that the current definition for "Non-first-time student (undergraduate)" led to misunderstanding in interpretation. This change will clarify this term for greater understanding among the IPEDS audiences.
- Revised definition for "Continuing/Returning student (undergraduate)" Glossary term to improve clarity. This change was prompted by feedback from the IPEDS data reporters and data users that the current definition for "Continuing/Returning student (undergraduate)" led to misunderstanding in interpretation. This change will clarify this term for greater understanding among the IPEDS audiences.

Resources:

- To download the survey materials for this component: [Survey Materials](#)
- To access your prior year data submission for this component: [Reported Data](#)


If you have questions about completing this survey, please contact the IPEDS Help Desk at 1-877-225-2568.

Institution: Monterey Peninsula College (119067)

12-month Enrollment Screening Questions

1. Which instructional activity units will you use to report undergraduate instructional activity?

- Undergraduate instructional activity data in Part B may be reported in units of clock hours or credit hours.
 - Clock hours
 - Credit hours
 - Both clock and credit hours (some undergraduate programs measured in clock hours and some measured in credit hours)

 You may use the box below to provide additional context for the data you have reported above. Context notes will be posted on the College Navigator website. Therefore, you should write all context notes using proper grammar (e.g., complete sentences with punctuation) and common language that can be easily understood by students and parents (e.g., spell out acronyms).

2. Did your institution enroll high school students in college courses for credit during the 12-month Enrollment (E12) reporting period of July 1, 2023 - June 30, 2024?

If you answer **Yes** to this question, you will be able to report the unduplicated count of high school students enrolled in college courses for credit on Part C of the 12-month Enrollment (E12) survey component.

- Yes.
 - Within a dual enrollment program.
 - Outside a dual enrollment program.

No

Note:

Within a dual enrollment program is defined as within an organized system with special guidelines that allows high school students to take college-level courses. The guidelines might have to do with entrance or eligibility requirements, funding, limits on course taking, etc.

Outside a dual enrollment program is defined as high school students who simply enroll in credit courses through your institution, and are treated as regularly enrolled college students.

Institution: Monterey Peninsula College (119067)

Part A - Unduplicated Count for Full-time Undergraduate Students

12-month Unduplicated Count by Race/Ethnicity and Gender - **Full-time Undergraduate** Students

July 1, 2023 – June 30, 2024

Reporting Reminders:

- The 12-month unduplicated count must be equal or greater than the corresponding prior year fall enrollment.
- Report Hispanic/Latino individuals of any race as Hispanic/Latino
- Report race for non-Hispanic/Latino individuals only
- Even though Teacher Preparation certificate programs may require a bachelor's degree for admission, they are considered subbaccalaureate undergraduate programs, and students in these programs are undergraduate students.

Men

Students enrolled for <u>credit</u>	Degree/certificate-seeking				Non-degree/ non-certificate-seeking	Total, Full-time undergraduate students
	<u>First-time</u>	<u>Transfer-in</u>	<u>Continuing/ Returning</u>	Total degree/certificate-seeking		
<u>U.S. Nonresident</u>	7		2	9		9
<u>Hispanic/Latino</u>	214	150	568	932	40	972
<u>American Indian or Alaska Native</u>			1	1		1
<u>Asian</u>	30	31	69	130	12	142
<u>Black or African American</u>	11	11	31	53	2	55
<u>Native Hawaiian or Other Pacific Islander</u>	4		11	15	1	16
<u>White</u>	123	97	334	554	26	580
Two or more races	32	19	81	132	9	141
<u>Race and ethnicity unknown</u>	3	10	31	44	12	56
Total men	424	318	1,128	<input checked="" type="checkbox"/> 1,870	102	<input checked="" type="checkbox"/> 1,972
Total men prior year	331	245	650	1,226	17	1,243

Women

Students enrolled for <u>credit</u>	Degree/certificate-seeking				Non-degree/ non-certificate-seeking	Total, Full-time undergraduate students
	<u>First-time</u>	<u>Transfer-in</u>	<u>Continuing/ Returning</u>	Total degree/certificate-seeking		
<u>U.S. Nonresident</u>	3		4	7		7
<u>Hispanic/Latino</u>	252	118	832	1,202	82	1,284
<u>American Indian or Alaska Native</u>	1	1	5	7	1	8
<u>Asian</u>	18	7	92	117	17	134
<u>Black or African American</u>	7	8	36	51		51
<u>Native Hawaiian or Other Pacific Islander</u>	4		11	15	2	17
<u>White</u>	82	45	315	442	20	462
Two or more races	25	11	114	150	7	157
<u>Race and ethnicity unknown</u>	4	3	32	39	17	56
Total women	396	193	1,441	<input checked="" type="checkbox"/> 2,030	146	<input checked="" type="checkbox"/> 2,176
Total women prior year	287	114	789	1,190	20	1,210

Grand total (2023-24)	820	511	2,569	3,900	248	4,148
Prior year data:						
Grand total (men+women) prior year	618	359	1,439	2,416	37	2,453
Total Full-time undergraduate enrollment Fall 2023 <i>NOTE: Grand total (2023-24) calculated above is expected to be greater than total Full-time undergraduate enrollment Fall 2023.</i>	539	152	1,370	2,061	71	2,132

Institution: Monterey Peninsula College (119067)

Part A - Unduplicated Count for Part-time Undergraduate Students

12-month Unduplicated Count by Race/Ethnicity and Gender - Part-time Undergraduate Students

July 1, 2023 – June 30, 2024

Reporting Reminders:

- The 12-month unduplicated count must be equal or greater than the corresponding prior year fall enrollment.
- Report Hispanic/Latino individuals of any race as Hispanic/Latino
- Report race for non-Hispanic/Latino individuals only
- Even though Teacher Preparation certificate programs may require a bachelor's degree for admission, they are considered subbaccalaureate undergraduate programs, and students in these programs are undergraduate students.

Men

Students enrolled for <u>credit</u>	Degree/certificate-seeking				Non-degree/ non-certificate-seeking	Total, Part-time undergraduate students
	First-time	Transfer-in	Continuing/ Returning	Total degree/certificate-seeking		
<u>U.S. Nonresident</u>	4	2	2	8		8
<u>Hispanic/Latino</u>	121	256	535	912	331	1,243
<u>American Indian or Alaska Native</u>	1	1	5	7	3	10
<u>Asian</u>	22	42	103	167	63	230
<u>Black or African American</u>	14	32	35	81	22	103
<u>Native Hawaiian or Other Pacific Islander</u>	2	3	17	22	1	23
<u>White</u>	129	273	644	1,046	210	1,256
Two or more races	15	24	84	123	47	170
<u>Race and ethnicity unknown</u>	9	31	74	114	111	225
Total men	317	664	1,499	2,480	788	3,268
Total men prior year	326	592	1,789	2,707	771	3,478

Women

Students enrolled for <u>credit</u>	Degree/certificate-seeking				Non-degree/ non-certificate-seeking	Total, Part-time undergraduate students
	First-time	Transfer-in	Continuing/ Returning	Total degree/certificate-seeking		
<u>U.S. Nonresident</u>	2		2	4	1	5
<u>Hispanic/Latino</u>	137	290	717	1,144	576	1,720
<u>American Indian or Alaska Native</u>			6	6	1	7
<u>Asian</u>	25	32	136	193	59	252
<u>Black or African American</u>	10	24	36	70	20	90
<u>Native Hawaiian or Other Pacific Islander</u>	4	1	17	22	8	30
<u>White</u>	117	172	607	896	242	1,138
Two or more races	13	20	111	144	63	207
<u>Race and ethnicity unknown</u>	6	13	62	81	119	200
Total women	314	552	1,694	2,560	1,089	3,649
Total women prior year	364	612	2,269	3,245	1,004	4,249

Grand total (2023-24)	631	1,216	3,193	5,040	1,877	6,917
Prior year data:						
Grand total (men+women) prior year	690	1,204	4,058	5,952	1,775	7,727
Total Part-time undergraduate enrollment Fall 2023 <i>NOTE: Grand total (2023-24) calculated above is expected to be greater than total Part-time undergraduate enrollment Fall 2023.</i>	414	605	2,679	3,698	1,521	5,219

Institution: Monterey Peninsula College (119067)

User ID: P1190672

Part A - Unduplicated Count for Undergraduate Students

12-month Unduplicated Count by Race/Ethnicity and Gender - Undergraduate Student Total

July 1, 2023 – June 30, 2024

Men

Enrolled for credit	Total full-time undergraduate students	Total part-time undergraduate students	Grand total, all undergraduate students
<u>U.S. Nonresident</u>	9	8	17
<u>Hispanic/Latino</u>	972	1,243	2,215
<u>American Indian or Alaska Native</u>	1	10	11
<u>Asian</u>	142	230	372
<u>Black or African American</u>	55	103	158
<u>Native Hawaiian or Other Pacific Islander</u>	16	23	39
<u>White</u>	580	1,256	1,836
Two or more races	141	170	311
<u>Race and ethnicity unknown</u>	56	225	281
Total men	1,972	3,268	5,240

Women

Enrolled for credit	Total full-time undergraduate students	Total part-time undergraduate students	Grand total, all undergraduate students
<u>U.S. Nonresident</u>	7	5	12
<u>Hispanic/Latino</u>	1,284	1,720	3,004
<u>American Indian or Alaska Native</u>	8	7	15
<u>Asian</u>	134	252	386
<u>Black or African American</u>	51	90	141
<u>Native Hawaiian or Other Pacific Islander</u>	17	30	47
<u>White</u>	462	1,138	1,600
Two or more races	157	207	364
<u>Race and ethnicity unknown</u>	56	200	256
Total women	2,176	3,649	5,825
Grand Total (men+women)	4,148	6,917	11,065

Institution: Monterey Peninsula College (119067)

Part A - Gender Unknown or Another Gender than Provided Categories

12-month Unduplicated Count by Gender Unknown or Another Gender than Provided Categories

Reporting Reminders:

- The purpose of this supplemental section is to determine whether institutions are able to report the number of students for whom gender is unknown and the number of students for whom gender does not align with the 'Men' and 'Women' categories. Note that these students must still be allocated into the 'Men' and 'Women' categories in all other sections of the survey component.
- Institutions should not ask students that do not select a binary gender to allocate themselves to a binary gender category; it is up to the institution to allocate unknown students and students that indicate another gender into the binary categories throughout the forms where required. One method commonly used by institutions is to allocate these students to the binary categories required in other parts of the form using the proportion of men to women reported.
- The 'gender unknown' category is to report students for whom the institution does not know a gender.

Is your institution able to report another gender for the July 1, 2023 - June 30, 2024 reporting period?

If you indicate 'No, my institution is not able to report another gender,' leave the cells in the rows for 'Another gender' blank (i.e., do not report 0). If you indicate 'No, some cells will have a value of less than 5 students,' your institution collects data on another gender, but some cells have a value of less than 5 students, do not report the data and leave the cells in the rows for 'Another gender' blank. If you indicate 'Yes,' but no students identified as another gender, please enter '0'.

Undergraduate students:

- No, my institution is not able to report another gender (do not report)
- No, some cells will have a value of less than 5 students (do not report)
- Yes

Of the total students reported, how many students did you allocate to a binary gender category (Men/Women) because their gender was unknown or another gender than the provided categories?

		Number of students	
		Undergraduate students	
		Current Year	Prior year
Grand total		11,065	10,180
	Gender unknown (i.e., gender information is not known or not collected).	476	397
	Another gender (i.e., gender information is known but does not fall into either of the mutually exclusive binary categories provided [Men/Women]).	0	0
	Total of Gender unknown + Another gender	476	397
	Total of Students for whom gender is known and falls into one of the mutually exclusive binary categories provided [Men/Women]	10,589	9,783

You may use the box below to provide additional context for the data you have reported above. Context notes will be posted on the College Navigator website. Therefore, you should write all context notes using proper grammar (e.g., complete sentences with punctuation) and common language that can be easily understood by students and parents (e.g., spell out acronyms).

Institution: Monterey Peninsula College (119067)


User ID: P1190672

Part A – 12-month Enrollment by Distance Education Status

12-month Unduplicated Count - Distance Education Status

July 1, 2023 – June 30, 2024

	Undergraduate Students	
	Degree/certificate-seeking	Non-degree/non-certificate-seeking
Students <i>enrolled exclusively</i> in <u>distance education courses</u>	2,287	556
Students <i>enrolled in at least one but not all</i> distance education courses	3,349	267
Students <i>not enrolled in any</i> distance education courses	3,304	1,302
Total (Carried forward from part A)	8,940	2,125

 You may use the box below to provide additional context for the data you have reported above. Context notes will be posted on the College Navigator website. Therefore, you should write all context notes using proper grammar (e.g., complete sentences with punctuation) and common language that can be easily understood by students and parents (e.g., spell out acronyms).

Institution: Monterey Peninsula College (119067)

Part B - Instructional Activity

12-month Instructional Activity

July 1, 2023 - June 30, 2024

Instructional Activity Reporting Reminder:

- Instructional activity is used to calculate an IPEDS FTE based on the institution's reported calendar system.

FTE Reporting Reminder:

- Institutions need not report their own calculations of undergraduate FTE unless IPEDS calculations would be misleading for comparison purposes among all IPEDS reporting institutions.

Instructional Activity

	2023-24 total activity	Prior year data
Undergraduate level:		
<u>Credit hour activity</u>	123,899	116,788


Full-Time Equivalent (FTE) of Students

Calendar system (as reported on the prior year IC survey component):	Semester
--	----------

If the IPEDS calculated FTE estimates below are not reasonable, **AND** you have reported the correct instructional activity hours above, enter your best FTE estimate in the "Institution reported FTE" column below and save the page. This option should be used **ONLY** if the calculated estimate is not reasonable for your institution and IPEDS comparisons.

Please provide your best estimate of undergraduate FTE for the 12-month reporting period **only if the calculated FTE estimate below is not reasonable for IPEDS comparison purposes**. Please provide an explanation in the context box if the option is used due to Coronavirus Pandemic.

	Calculated FTE 2023-24	Institution reported FTE 2023-24	Prior year FTE 2022-23
Undergraduate student FTE	4,130	4,130	3,893

 Context notes will be posted on the College Navigator website. Therefore, you should write all context notes using proper grammar (e.g., complete sentences with punctuation) and common language that can be easily understood by students and parents (e.g., spell out acronyms).

Institution: Monterey Peninsula College (119067)

Part C – Unduplicated Count of Dual Enrolled Students

12-month Unduplicated Count of Dual Enrolled Students

July 1, 2023 – June 30, 2024

Reporting Reminders:

- The number of high school students enrolled in college courses for credit was reported in Part A as part of the non-degree/non-certificate-seeking unduplicated enrollment.
 - The number of high school students enrolled in college courses for credit reported in Part C will have some duplication with the non-degree/non-certificate-seeking enrollment students reported in Part A.
 - The number of high school students enrolled in college courses for credit reported in Part C should be less than the number of non-degree/non-certificate-seeking students reported in Part A unless all these students at your institution are high school students enrolled in college courses for credit.
- Report Hispanic/Latino individuals of any race as Hispanic/Latino
- Report race for non-Hispanic/Latino individuals only

In Part A, your institution reported the following number of students in the non-degree/non-certificate-seeking unduplicated headcount.	2,125
---	-------

	High school students enrolled in college courses for credit		
	Men	Women	Total
<u>U.S. Nonresident</u>	<input type="text" value=""/>	<input type="text" value="1"/>	1
<u>Hispanic/Latino</u>	<input type="text" value="254"/>	<input type="text" value="479"/>	733
<u>American Indian or Alaska Native</u>	<input type="text" value="2"/>	<input type="text" value="1"/>	3
<u>Asian</u>	<input type="text" value="60"/>	<input type="text" value="63"/>	123
<u>Black or African American</u>	<input type="text" value="6"/>	<input type="text" value="12"/>	18
<u>Native Hawaiian or Other Pacific Islander</u>	<input type="text" value="2"/>	<input type="text" value="6"/>	8
<u>White</u>	<input type="text" value="155"/>	<input type="text" value="195"/>	350
Two or more races	<input type="text" value="38"/>	<input type="text" value="51"/>	89
<u>Race and ethnicity unknown</u>	<input type="text" value="121"/>	<input type="text" value="129"/>	<input checked="" type="checkbox"/> 250
Total	638	937	1,575
Total prior year	581	742	1,323

Institution: Monterey Peninsula College (119067)

User ID: P1190672

Prepared by

Prepared by

Reporting Reminders:

- The name of the preparer is being collected so that we can follow up with the appropriate person in the event that there are questions concerning the data.
- The Keyholder will be copied on all email correspondence to other preparers.
- The time it took to prepare this component is being collected so that we can continue to improve our estimate of the reporting burden associated with IPEDS.
- Please include in your estimate the time it took for you to review instructions, query and search data sources, complete and review the component, and submit the data through the Data Collection System.
- Thank you for your assistance.

This survey component was prepared by:					
<input type="radio"/>	Keyholder	<input type="radio"/>	SFA Contact	<input type="radio"/>	HR Contact
<input type="radio"/>	Finance Contact	<input type="radio"/>	Academic Library Contact	<input type="radio"/>	Other
Name:	<input type="text"/>				
Email:	<input type="text"/>				

How many staff from your institution only were involved in the data collection and reporting process of this survey component?	
<input type="text"/>	Number of Staff (including yourself)

How many hours did you and others from your institution only spend on each of the steps below when responding to this survey component? <i>Exclude the hours spent collecting data for state and other reporting purposes.</i>				
Staff member	Collecting Data Needed	Revising Data to Match IPEDS Requirements	Entering Data	Revising and Locking Data
Your office	<input type="text"/> hours	<input type="text"/> hours	<input type="text"/> hours	<input type="text"/> hours
Other offices	<input type="text"/> hours	<input type="text"/> hours	<input type="text"/> hours	<input type="text"/> hours

Summary

12-Month Enrollment Component Summary

The purpose of this summary is to provide you an opportunity to view some of the data that, when accepted through the IPEDS quality control process, will appear on the [College Navigator](#) website and/or your institution's Data Feedback Report (DFR). In addition, all data reported in IPEDS survey components become publicly available through the [IPEDS Use the Data](#) and appear as aggregated statistics in various Department of Education reports. [College Navigator](#) is updated approximately three months after the data collection period closes and DFRs will be available through the [IPEDS Use the Data](#) and sent to your institution's CEO at the end of 2025.

Please review your data for accuracy. If you have questions about the data displayed below or after reviewing the data reported on the survey screens, please contact the IPEDS Help Desk at: 1-877-225-2568 or ipedshelp@rti.org.

12-Month Unduplicated Headcount and Full-Time Equivalent Students		
Total 12-month unduplicated headcount enrollment		
	Undergraduate student unduplicated headcount enrollment	11,065
Total 12-month full-time equivalent (FTE) student enrollment		
	Undergraduate student FTE enrollment	4,130

Total 12-month Undergraduate Student Characteristics		
	Percent of undergraduate students who are female	53 %
	Percent of undergraduate students who are full-time	37 %
	Percent of undergraduate students who are enrolled exclusively in distance education courses	26 %
Percent of undergraduate students by U.S. resident status and race/ethnicity: Note: Race/ethnicity is not collected for U.S. Nonresidents.		
	U.S. Resident	100 %
	American Indian or Alaska Native	0 %
	Asian	7 %
	Black or African American	3 %
	Hispanic/Latino	47 %
	Native Hawaiian or Pacific Islander	1 %
	White	31 %
	Two or More Races	6 %
	Race and ethnicity unknown	5 %
	U. S. Nonresident	0 %

Edit Report

12-month Enrollment

Source	Description	Severity	Resolved	Options
Screen: Full-time Undergraduate Students				
Upload File	The number entered is outside the expected range when compared with the prior year value. Please correct your data or explain. (Error #9020)	Explanation	Yes	
Reason	The college has been implementing "Guided Pathways" which support students' completion of their program requirements in a timely manner; this had led to greater numbers of full-time students.			
Upload File	The number entered is outside the expected range when compared with the prior year value. Please correct your data or explain. (Error #9020)	Explanation	Yes	
Reason	The college has been implementing "Guided Pathways" which support students' completion of their program requirements in a timely manner; this had led to greater numbers of full-time students.			
Upload File	The number entered is outside the expected range when compared with the prior year value. Please correct your data or explain. (Error #9020)	Explanation	Yes	
Reason	The college has been implementing "Guided Pathways" which support students' completion of their program requirements in a timely manner; this had led to greater numbers of full-time students.			
Upload File	The number entered is outside the expected range when compared with the prior year value. Please correct your data or explain. (Error #9020)	Explanation	Yes	
Reason	The college has been implementing "Guided Pathways" which support students' completion of their program requirements in a timely manner; this had led to greater numbers of full-time students.			
Screen: Dual Enrolled Students				
Upload File	The percentage of dual enrolled students (men + women) whose race and ethnicity are unknown is greater than expected. Please correct your data or explain. (Error #9382)	Explanation	Yes	
Reason	These data are correct; we are not sure if this is an anomaly this year, or if this will be a trend.			