



FINAL

BUDGET



2018-19

Monterey Peninsula Community  
College District




**MONTERY PENINSULA COLLEGE  
TABLE OF CONTENTS**

---

<b>ITEM</b>	<b>PAGE</b>
<b>Table of Contents</b>	
College Overview .....	4
Overview of Governor’s June Enacted Budget: .....	5
Principles of Sound Fiscal Management.....	6
DESCRIPTION OF FUNDS .....	7
General Fund Unrestricted .....	7
General Fund Restricted .....	7
Child Development Fund.....	7
Capital Outlay Fund.....	7
Self Insurance Fund .....	7
Parking Fund.....	8
College Center Funds.....	8
Building Fund .....	8
Other Post-Employment Benefits Fund .....	8
Workers Comp Fund.....	8
2018-19 Budget Assumptions.....	9
Board Policy 6200 – Budget Preparation .....	10
Unrestricted General Fund Summary .....	11
Unrestricted General Fund Detail .....	12
Unrestricted General Fund Graphic Summaries .....	28
Unrestricted General Fund by Cost Center (Department).....	29
Unrestricted General Fund 5 Year Revenue History .....	32
Unrestricted General Fund 5 Year Expenditure History.....	33
Restricted General Fund Summary .....	34
Restricted General Fund Detail.....	35
Child Development Fund Summary .....	44
Child Development Fund Detail .....	45
Capital Projects Fund Summary .....	48
Capital Projects Fund Detail .....	49

Self Insurance Fund Summary .....	50
Self Insurance Fund Detail.....	51
Parking Fund Summary .....	52
Parking Fund Detail .....	53
College Center Bond Fund Summary .....	55
College Center Bond Fund Detail.....	55
Student Center Fund Summary .....	56
Student Center Fund Detail.....	57
Building Fund Summary .....	59
Building Fund Detail.....	60
Other Post-Employment Benefits Fund Summary.....	61
Other Post-Employment Benefits Fund Detail .....	61
Workers Comp Fund Summary .....	62
Workers Comp Fund Detail .....	62
Consolidated All Funds Budget Summary.....	63
Fiduciary Fund Summary .....	64



## Monterey Peninsula Community College District

### College Overview

Monterey Peninsula College (MPC) is part of California's public community college system of 114 colleges in 72 districts across the state. It is a comprehensive community college that responds to the educational, cultural, and recreational needs of the community, insofar as its resources permit. The College serves the communities of Big Sur, Carmel, Carmel Valley, Del Rey Oaks, Marina, Monterey, Pacific Grove, Pebble Beach, Presidio of Monterey Annex, Sand City, and Seaside. Monterey Peninsula College classes are held on the Monterey campus, at the MPC Education Center at Marina, at the Public Safety Training Center in Seaside, and at off-campus locations. MPC is accredited by the Accrediting Commission for Community & Junior Colleges of the Western Association of Schools and Colleges.

### Mission Statement

Monterey Peninsula College is an open-access institution that fosters student learning and achievement within its diverse community. MPC provides high quality instructional programs, services, and infrastructure to support the goals of students pursuing transfer, career training, basic skills, and lifelong learning opportunities.

### Vision Statement

To attain the mission of the college and enhance the intellectual, cultural, and economic vitality of our diverse community, MPC strives to:

- Cultivate collaboration to promote student success
- Recruit and retain highly qualified faculty and staff
- Provide students and staff with clean, accessible, attractive, and safe facilities
- Provide equipment and training sufficient to support student learning and achievement

### Institutional Goals

- Goal 1: Help students achieve their educational goals.
- Goal 2: Establish and maintain fiscal stability.
- Goal 3: Review, revise, and communicate policies and procedures to support the college mission.
- Goal 4: Establish and maintain effective infrastructure to promote student learning and achievement.



On June 27, 2018, as expected, Governor Jerry Brown signed the \$139 billion General Fund 2018-19 State Budget that the Legislature passed and sent to him on June 14. The Governor also signed several trailer bills, the implementing language of the State Budget, including the higher education omnibus trailer bill (Assembly Bill [AB] 1809), the Proposition 98 certification trailer bill (AB 1825), and the employment trailer bill (Senate Bill [SB] 866).

The State Budget includes a total investment in Proposition 98 of \$78.4 billion, an increase of \$2.8 billion over last year's Budget. Some of the new features of the California Community College (CCC) budget include \$120 million (\$20 million ongoing) to create an online community college and a new CCC funding formula that would be phased in over three years. The new funding formula includes a three-year hold harmless provision that guarantees all colleges receive at least a cost-of-living increase for three years. The Budget also fully funds the Rainy Day Fund, eliminates all outstanding maintenance factors in 2017-18, and implements the Governor's May Revision proposal to create a new Proposition 98 certification process.

Some additional significant CCC statewide system expenditures for 2018-19 include:

- \$50 million (ongoing) funding to increase full-time faculty
- \$50 million (one time) funding to increase part-time faculty office hours
- \$46 million to support the implementation of the California College Promise Program
- \$23 million (one time) funding for deferred maintenance
- \$10 million (one time) funding for the California STEM Pathways Grant Program
- \$10 million (one time) funding for mental health services
- \$10 million (one time) funding to provide legal services for AB 540 and Deferred Action for Childhood Arrivals students
- \$8.5 million (one time) funding for Veteran Resource Centers

# Principles of Sound Fiscal Management

(California Code of Regulations, Title 5, Section 58311)

In any organization certain principles, when present and followed, promote an environment for growth, productivity, self-actualization, and progress. The following principles shall serve as the foundation for sound fiscal management in community college districts:

1. Each district shall be responsible for the ongoing fiscal stability of the district through the responsible stewardship of available resources.
2. Each district will adequately safeguard and manage district assets to ensure the ongoing effective operations of the district. Management will maintain adequate cash reserves, implement and maintain effective internal controls, determine sources of revenues prior to making short-term and long-term commitments, and establish a plan for the repair and replacement of equipment and facilities.
3. District personnel practices will be consistent with legal requirements, make the most effective use of available human resources, and ensure that staffing costs do not exceed estimates of available financial resources.
4. Each district will adopt policies to ensure that all auxiliary activities that have a fiscal impact on the district comport with the educational objectives of the institution and comply with sound accounting and budgeting principles, public disclosures, and annual independent audit requirements.
5. Each district's organizational structure will incorporate a clear delineation of fiscal responsibilities and establish staff accountability.
6. Appropriate district administrators will keep the governing board current on the fiscal condition of the district as an integral part of the policy- and decision-making processes.
7. Each district will effectively develop and communicate fiscal policies, objectives, procedures, and constraints to the governing board, staff, and students.
8. Each district will have an adequate management information system that provides timely, accurate, and reliable fiscal information to appropriate staff for planning, decision making, and budgetary control.
9. Each district will adhere to appropriate fiscal policies and procedures and have adequate controls to ensure that established fiscal objectives are met.
10. District management will have a process to evaluate significant changes in the fiscal environment and make necessary, timely, financial and educational adjustments.
11. District financial planning will include both short-term and long-term goals and objectives, and broad-based input, and will be coordinated with district educational planning.
12. Each district's capital outlay budget will be consistent with its five-year plan and reflect regional planning and needs assessments.

## DESCRIPTION OF FUNDS

The following is a brief discussion of the funds included in the District's 2018-19 Final Budget:

### General Fund Unrestricted

The 2018-19 General Fund Unrestricted accounts for all the revenues and expenditures used for financing the general operations of the District. General operations include areas such as instruction, student services, administration, information technology, maintenance and operations.

Resources are allocated within this fund in accordance with Board Policy 6200 – Budget Preparation. Central to these documents is the concept of resource allocation to support the schedules of classes offered by the College within any particular fiscal year.

Under the State's funding model, there are three major sources of revenue that provide the resources necessary to fund the general operations of the District. These major sources are general apportionment, local property taxes, and enrollment fees and tuition that account for approximately 99% of the revenue received.

### General Fund Restricted

The 2018-19 General Restricted Fund accounts for the revenues and expenditures for the operation and support of programs that are specifically restricted by laws, regulations, donor's, or other outside agencies' funding terms and conditions. Examples of these funds include EOPS, CARE, DSPS, Basic Skills, CalWorks, TANF, and Nursing Education.

### Child Development Fund

The Child Development Fund accounts for the revenues and expenditures for the operations and support of child care and development services. Sources of revenue within this fund include grants from the state and parent fees.

### Capital Outlay Fund

The Capital Outlay Fund is used to account for receipt and expenditures of State and locally funded capital projects and scheduled maintenance projects.

### Self- Insurance Fund

The Self-Insurance Fund accounts for the resources and expenditures of the District's self-insured property and liability programs as well as medical insurance costs for employees.

## DESCRIPTION OF FUNDS

### **Parking Fund**

The Parking Fund accounts for the resources generated through the issuance of parking permits and collections resulting from parking citations. Expenditures in this fund are regulated by education code as MPC uses these monies for campus safety personnel and parking lot repairs and improvements.

### **Student Center Building Fund**

The Student Center Building Fund is used to account for funds used to distinguish the debt issued for construction expenses related to the College Center.

### **Student Center Fund**

The Student Center Fund is used to account for funds collected by the District for the purpose of establishing an annual building and operating fee to finance, construct, remodel, refurbish, and operate the student center.

### **Building Fund**

Bond Construction Funds are used to account for the proceeds from the sale of Measure I bonds and to be used for the acquisition or construction and all expenditures of authorized projects.

### **Other Post-Employment Benefits Fund**

The Retiree Health Benefit Trust Fund accounts for resources and expenditures towards current and future liabilities related to health benefits for retirees.

### **Workers Compensation Fund**

The Self-Insurance Fund accounts for the resources and expenditures of the District's self-insured workers' compensation program.



# Monterey Peninsula College

## 2018-19 Budget Assumptions

The below assumptions will be used to develop the 2018-19 Final Budget in accordance with Board Policy 6200 – Budget Preparation.

### General Assumptions:

1. The 2018-19 Final Budget will be balanced.
2. The 2018-19 Final Budget will maintain an unrestricted general fund reserve of at least 10% as outlined in Board Policy 6210 – General Fund Reserve.
3. Enactment of the 2018-19 new California Community College Funding Formula (June 2018) will be reflected in MPC's Final Budget (August 2018).

### Revenue Assumptions:

4. General apportionment deficit factor of 1% for 2018-19, \$400K.
5. Funded FTES base of 6,700 generating total computational revenue of approximately \$40M.
6. Anticipated property tax receipts of \$18.9 million.
7. Student enrollment fee revenues of \$2.9 million.
8. Continued Proposition 30 State funding of \$5.0 million. Unrestricted lottery at \$146.00 per FTES.
9. The Cost of Living Adjustment (COLA) of 2.71% or \$1 million (assumption will be adjusted pending June budget enactment at the state level).

### Expenditure Assumptions:

10. The District intends to meet all negotiated contractual obligations. Recent raises have been included for all impacted employee groups.
11. Projected STRS contribution of 16.28% (increase of 1.85%), and CalPERS contribution 18.10% (increase of 2.57%). Total ongoing cost increase of approximately \$495K.
12. Increase in Medical premiums of up to 5% (Actuarial assumptions in OPEB report project 4%).
13. Contributions may be made to the District's irrevocable trust to fund future retiree health benefits. These other post-employment benefits (OPEB) annual required contribution is \$943K. This is in addition to \$780K in pay-as-you-go costs for funding the medical expenses of current retirees (6.5% increase).
14. New faculty hiring – up to 10 positions with 5 being added to the budget (approximately \$550K).
15. Departmental operational budgets will remain static throughout the year.
16. Step and column salary increases, along with associated variable benefits, will be included within the budget.

# Board Policy 6200 – Budget Preparation

**BP 6200 Budget Preparation**

Each year, the Superintendent/President shall present to the Governing Board a budget, prepared in accordance with Title 5 and the California Community Colleges Budget and Accounting Manual. The schedule for presentation and review of budget proposals shall comply with state law and regulations, and provide adequate time for Governing Board study.

Budget development shall meet the following criteria:

- The annual budget shall be balanced. The goal shall be to balance ongoing expenses with ongoing revenues.
- The annual budget shall support the District’s institutional planning in accordance with Board Policy 2510 - Shared Planning and Decision Making.
- Assumptions upon which the budget is based are presented to the Governing Board for review.
- A schedule is provided to the Governing Board by March 15 of each year that includes dates for presentation of the tentative budget, required public hearing(s), Governing Board study session(s), and approval of the final budget. At the public hearings, interested persons may appear and address the Governing Board regarding the proposed budget or any item in the proposed budget.
- Changes in the assumptions upon which the budget was based shall be reported to the Governing Board in a timely manner.
- Budget projections address long-term goals and commitments.

See Board Policy 6210 – General Fund Reserve

See Administrative Procedure 6200 – Budget Preparation

**References:** Education Code Section 70902(b)(5); Title 5  
Sections 58300 et seq.;  
ACCJC Accreditation Standard III.D

**Formerly Governing Board Policies 2105 and 2106**

**Adopted:** June 1, 1988 (BP 2105); May 23, 2000/October 25, 2005 (BP 2106)

**Revised, Renumbered, and Adopted:** February 24, 2016

## UNRESTRICTED GENERAL FUND SUMMARY

### 2018-19 Final Budget

Description	2016-17 Actuals	2017-18 Revised Budget	2018-19 Tentative Budget	2018-19 Final Budget
<b>Revenues</b>				
Federal Revenue	\$ 12,148	\$ 10,300	\$ 10,300	\$ 10,300
State Revenue	17,513,401	19,146,312	19,144,947	19,152,714
Local Revenue	25,231,201	22,842,462	24,307,556	24,307,556
Transfers In	2,031,765	-	-	-
<b>Total Revenues &amp; Transfers</b>	<b>\$ 44,788,515</b>	<b>\$ 41,999,074</b>	<b>\$ 43,462,803</b>	<b>\$ 43,470,570</b>
<b>Expenditures</b>				
Academic Salaries	\$ 15,246,195	\$ 14,779,435	\$ 15,215,222	\$ 15,226,521
Classified Salaries	7,204,502	6,880,316	7,031,483	7,193,582
Benefits	11,725,779	13,212,799	14,010,834	14,067,656
Supplies & Materials	615,783	507,570	462,182	473,474
Services & Operating	6,854,280	6,227,275	6,406,143	6,171,098
Equipment	199,271	220,051	167,356	168,656
Transfers Out	1,600,648	171,629	169,583	169,583
<b>Total Expenditures &amp; Transfers</b>	<b>\$ 43,446,458</b>	<b>\$ 41,999,074</b>	<b>\$ 43,462,803</b>	<b>\$ 43,470,570</b>
<b>Surplus/(Deficit)</b>	<b>\$ 1,342,057</b>	<b>\$ (0)</b>	<b>\$ 0</b>	<b>\$ (0)</b>

## UNRESTRICTED GENERAL FUND DETAIL

### 2018-19 Final Budget

Object	Object Name	Account	Account Name	2016-17	2017-18	2018-19	2018-19 Final
				Actuals	Revised Budget	Tentative Budget	Budget
8100	Federal Revenues (M)	8105	VA Report Fee	1,524	2,300	2,300	2,300
		8107	Pell Administrative Allowance	8,040	8,000	8,000	8,000
		8117	Forest Reserve	2,584	-	-	-
			<b>8100 - Total</b>	<b>12,148</b>	<b>10,300</b>	<b>10,300</b>	<b>10,300</b>
			<b>Total Federal Revenues</b>	<b>12,148</b>	<b>10,300</b>	<b>10,300</b>	<b>10,300</b>
8600	State Revenues (M)	8602	Mandated Costs	777,840	182,035	190,568	190,568
		8629	State One Time Grants	64,398	62,080	63,770	63,770
		8634	Part Time Faculty	179,114	188,801	190,016	190,016
		8640	Part Time Faculty Office hours	-	-	-	-
		8647	Prior Year Adjustment	32,510	-	-	-
		8664	Appt owed back to state	(2,214,049)	-	-	-
		8665	Lottery	944,538	856,064	934,400	934,400
		8667	EPA	5,234,963	5,227,252	5,073,759	5,073,759
		8670	PT Faculty Health Benefits	-	-	-	-
		8671	Home Owners Property Tax	-	86,904	87,283	87,283
		8673	One Time Block Grant	-	-	-	-
		8676	Revenue Shortfall	-	(729,257)	(399,254)	(399,254)
		8677	Current Year adjustment	125,093	-	-	-
			<b>8600 - Total</b>	<b>5,144,407</b>	<b>5,873,879</b>	<b>6,140,542</b>	<b>6,140,542</b>
8610	State Apportionment (M)	8601	Apportionment	10,942,853	11,887,503	11,619,475	11,627,242
			<b>8610 - Total</b>	<b>10,942,853</b>	<b>11,887,503</b>	<b>11,619,475</b>	<b>11,627,242</b>
8690	State Revenue (M H)	8697	CalSTRS on behalf pymts	1,384,930	1,384,930	1,384,930	1,384,930
			<b>8697 - Total</b>	<b>1,384,930</b>	<b>1,384,930</b>	<b>1,384,930</b>	<b>1,384,930</b>
8699	Prior Years State Revenue	8677	Unspecified	41,211	-	-	-
			<b>8677 - Total</b>	<b>41,211</b>	<b>-</b>	<b>-</b>	<b>-</b>
			<b>Total State Revenues</b>	<b>17,513,401</b>	<b>19,146,312</b>	<b>19,144,947</b>	<b>19,152,714</b>
8800	Local Revenues (M)	8800	Redev funds not subject to rev	64,041	64,040	50,000	50,000
		8801	Secured Taxes	16,412,320	16,813,275	17,152,837	17,152,837
		8802	Unsecured Taxes	610,273	627,247	650,004	650,004
		8803	Prior Year Taxes	174,113	250,665	104,468	104,468
		8804	Supplemental Taxes	995,461	1,088,431	807,889	807,889
		8805	Athletic Ticket Sales	10,132	5,600	6,120	6,120
		8810	Transcripts	78,251	75,000	59,040	59,040
		8813	OPEB for Restricted Programs	88,007	-	-	-
		8814	Redevelopment Agency Tax in	23,483	22,000	-	-
		8815	Catalogs/Schedules	893,380	-	-	-
		8816	Non-Resident Fee	676,077	703,000	716,623	716,623
		8820	NSF Checks	(6,065)	8,000	-	-
		8821	Redevelop funds	70,782	-	64,041	64,041
		8822	Other Income	(133,141)	-	-	-
		8826	State Fee	2,950,882	2,890,731	2,890,731	2,890,731
		8831	NSF Collections	5,338	-	5,922	5,922
		8832	Service Charge	(267)	-	-	-
		8835	Application Fee for facility p	1,050	-	1,016	1,016
		8841	Penalties/Interest	(16,758)	-	-	-
		8842	Delinquent Taxes	5,242	19,728	19,728	19,728

**UNRESTRICTED GENERAL FUND DETAIL**

**2018-19 Final Budget**

Object	Object Name	Account	Account Name	2016-17	2017-18	2018-19	2018-19
				Actuals	Revised Budget	Tentative Budget	2018-19 Final Budget
		8844	Outlawed warrants	12,021	5,725	5,384	5,384
		8852	Rental of Facilities	23,357	38,113	43,564	43,564
		8853	A/R not Recorded	77,574	43,648	61,621	61,621
		8855	Educational Revenue Augmen	2,061,787	-	1,474,952	1,474,952
		8856	Interest on ERAF	23,741	-	-	-
		8857	Interest	145,722	80,000	98,730	98,730
		8858	Foundation for Community Co	12,000	12,000	12,000	12,000
		8860	Unspecified	1,336	-	980	980
		8863	student fee - overpayment	18	-	-	-
		8868	Prior Year Adjustment	(113,746)	-	-	-
		8878	Student Visa Insurance	40,815	45,000	37,318	37,318
		8881	Def Non Resident Chp 33	25,870	41,459	26,885	26,885
		8883	Womens Textbook Prg	400	-	-	-
		8884	Return to Title IV	9,401	3,000	11,903	11,903
		8886	PE Fee	1,443	500	500	500
		8888	Library Materials	1,476	1,200	1,200	1,200
		8889	Library Fines/Dues	5,303	4,000	4,000	4,000
		8894	Bank Interest	82	100	100	100
			<b>8800 - Total</b>	<b>25,231,201</b>	<b>22,842,462</b>	<b>24,307,556</b>	<b>24,307,556</b>
			<b>Total Local Revenues</b>	<b>25,231,201</b>	<b>22,842,462</b>	<b>24,307,556</b>	<b>24,307,556</b>
8900	Other Revenue (M)	8998	Transfer in from Self Insuranc	2,031,765	-	-	-
			<b>8998 - Total</b>	<b>2,031,765</b>	<b>-</b>	<b>-</b>	<b>-</b>
			<b>Total Transfers In</b>	<b>2,031,765</b>	<b>-</b>	<b>-</b>	<b>-</b>
			<b>Total Revenues &amp; Transfers In</b>	<b>44,776,367</b>	<b>41,988,774</b>	<b>43,452,503</b>	<b>43,460,270</b>
1100	Instructor Salaries, Reg	1101	Teaching	6,911,039	6,812,077	7,060,152	7,060,732
		1135	Faculty - Temporary	-	-	-	-
		1175	Temporary Teaching	-	-	-	-
			<b>1100 - Total</b>	<b>6,911,039</b>	<b>6,812,077</b>	<b>7,060,152</b>	<b>7,060,732</b>
1200	Non-instructional Salari	1202	Non-Teaching Executives	708,660	836,045	816,352	816,352
		1203	Non-Teaching Deans	561,058	655,370	681,226	684,214
		1210	Vacation Payoff	27,996	-	-	-
		1215	Counselors	406,828	316,530	307,440	307,440
		1220	Division/Department Chair	431,914	424,526	401,103	402,456
		1225	Academic Program Director - f	36,000	36,017	37,024	37,024
		1230	CTA Reassigned Time	21,304	21,547	45,282	45,282
		1235	Reassigned time	306,223	295,548	132,686	132,686
		1240	Librarians	278,535	245,390	228,084	228,084
		1275	Non Teaching - Stipend	-	14,135	64,994	71,372
		1290	Interim Dean	88,064	-	-	-
			<b>1200 - Total</b>	<b>2,866,581</b>	<b>2,845,109</b>	<b>2,714,191</b>	<b>2,724,910</b>
1300	Instructional Salaries, O	1301	Hourly Teaching - Fall/Spring	3,152,316	3,161,854	3,568,878	3,568,878
		1302	Hourly Teaching - Early Spring	78,814	66,100	63,250	63,250
		1303	Hourly Teaching - Summer	883,049	652,579	729,737	729,737
		1304	Hourly Teaching - Substitutes	71,162	86,300	58,200	58,200
		1305	Hourly Teaching - Retirees	6,969	-	-	-
		1314	15 16 Retro pay	3,704	-	-	-
		1325	Hourly Teaching - Student Adv	25,484	43,025	33,569	33,569

UNRESTRICTED GENERAL FUND DETAIL							
2018-19 Final Budget							
Object	Object Name	Account	Account Name	2016-17 Actuals	2017-18 Revised Budget	2018-19 Tentative Budget	2018-19 Final Budget
		1326	Hourly Teaching - Flex Time	121,676	165,200	152,267	152,267
		1328	Grading Factor	113,554	97,019	78,395	78,395
		1329	Grading Factor - Contract	1,725	900	-	-
		1335	Hourly instructional - contrac	752,121	519,677	471,955	471,955
		1336	Overload Correction	-	-	-	-
		1360	Hourly Teaching Flex Time (ret	-	-	-	-
		1385	Overload Stipend pymt	13,180	-	-	-
			<b>1300 - Total</b>	<b>5,223,754</b>	<b>4,792,654</b>	<b>5,156,251</b>	<b>5,156,251</b>
1400	Non-instructional Salaries	1401	Hourly Non-Teaching-Fall/Spr	174,032	264,012	223,314	223,314
		1402	Hourly Non-Teaching - Early Sp	8,658	10,000	10,000	10,000
		1403	Hourly Non-Teaching - Summe	34,403	26,314	26,314	26,314
		1404	Hourly Non-Teaching - Substitu	-	-	-	-
		1405	Hourly Non-Teaching - Retiree	-	-	-	-
		1406	Hourly Non-Teaching - Profess	55	-	-	-
		1408	Non - Instructional - Shared g	-	4,270	-	-
		1409	Adjunct Training and Mandate	-	25,000	25,000	25,000
		1410	Save Act Training	1,813	-	-	-
		1411	Assessment Payment	1,300	-	-	-
		1412	Faculty Evaluation Pay	390	-	-	-
		1413	Mandatory Trning Title IX	8,104	-	-	-
		1414	15 16 Retro pay	(354)	-	-	-
		1415	Student Placement/Challenge	8,005	-	-	-
		1435	hourly non-instructional - con	5,836	-	-	-
		1450	hourly non instruct contract e	-	-	-	-
		1460	non-instructional - stipend	2,250	-	-	-
		1465	NI - Negotiations	331	-	-	-
			<b>1400 - Total</b>	<b>244,821</b>	<b>329,596</b>	<b>284,628</b>	<b>284,628</b>
			<b>Total Academic Salaries</b>	<b>15,246,195</b>	<b>14,779,435</b>	<b>15,215,222</b>	<b>15,226,521</b>
2100	Non-instructional Salaries	2101	Non-Instructional Classified	4,068,463	4,051,080	4,195,387	4,331,785
		2102	Managers	705,917	722,194	758,641	758,641
		2103	Supervisors	134,230	132,553	133,834	133,834
		2104	Confidential	413,375	490,625	501,594	501,594
		2110	Accrued Vacation Payoff	79,240	-	-	-
		2114	NI Classified - Educational Inc	8,954	-	-	-
			<b>2100 - Total</b>	<b>5,410,179</b>	<b>5,396,452</b>	<b>5,589,455</b>	<b>5,725,853</b>
2200	Instructional Aides, Regu	2201	Instructional Aid	660,227	682,844	670,547	696,248
		2203	Supervisor	64,644	66,010	66,672	66,672
		2211	Accrued Vacation Payoff	19,729	-	-	-
		2214	Inst Classified - Educational	-	-	-	-
			<b>2200 - Total</b>	<b>744,600</b>	<b>748,854</b>	<b>737,219</b>	<b>762,920</b>
2300	Non-instructional, Other	2301	Hourly Part-Time Permanent	70,345	89,553	58,725	58,725
		2302	Hourly Student Help	7,212	8,278	12,000	12,000
		2303	Hourly Overtime	67,621	48,615	53,515	53,515
		2304	Hourly Professional Expert	74,663	44,912	-	-
		2306	Hourly Temporary	95,964	35,789	71,155	71,155
		2308	Hourly Substitutes	147,227	4,000	8,000	8,000
		2310	Accrued Vacation Payoff	11,134	-	-	-

**UNRESTRICTED GENERAL FUND DETAIL**

**2018-19 Final Budget**

Object	Object Name	Account	Account Name	2016-17	2017-18	2018-19	2018-19 Final
				Actuals	Revised Budget	Tentative Budget	Budget
		2312	Overtime Abatement	(14,770)	-	-	-
		2313	Overtime for Facility related	5,190	-	-	-
		2314	Hrly PT - Educ Incentive	-	-	-	-
		2315	Compensatory Time Payoff	-	-	-	-
			<b>2300 - Total</b>	<b>464,586</b>	<b>231,147</b>	<b>203,395</b>	<b>203,395</b>
2400	Instructional Aides, Other	2401	Student Help	23,594	23,024	24,890	24,890
		2402	Hourly, Part Time - Permanent	444,023	388,747	402,400	402,400
		2403	Professional Experts	78,988	76,541	65,345	65,345
		2404	Hourly Temporary	23,441	4,681	5,779	5,779
		2405	Summer	9,725	9,871	3,000	3,000
		2408	Hourly substitute	-	1,000	-	-
		2410	Retro Pay	-	-	-	-
		2411	Vacation Payoff	4,467	-	-	-
		2414	Inst Hrly Pt - Educ Incentive	900	-	-	-
		2415	Compensatory Time Pay Off	-	-	-	-
			<b>2400 - Total</b>	<b>585,137</b>	<b>503,864</b>	<b>501,414</b>	<b>501,414</b>
			<b>Total Classified Salaries</b>	<b>7,204,502</b>	<b>6,880,316</b>	<b>7,031,483</b>	<b>7,193,582</b>
3110	STRS, Instructional (H M)	1101	Teaching	835,342	978,152	1,140,448	1,140,543
		1185	One Time Pymt of 1.08%	-	-	-	-
		1235	Reassigned time	70	-	-	-
		1280	STRS correction	-	-	-	-
		1301	Hourly Teaching - Fall/Spring	317,134	457,441	450,617	450,617
		1302	Hourly Teaching - Early Spring	8,194	10,259	6,027	6,027
		1303	Hourly Teaching - Summer	101,964	94,170	73,391	73,391
		1304	Hourly Teaching - Substitutes	7,181	12,453	9,362	9,362
		1314	15 16 Retro pay	370	-	-	-
		1325	Hourly Teaching - Student Adv	2,607	6,208	5,317	5,317
		1326	Hourly Teaching - Flex Time	12,496	23,839	22,385	22,385
		1328	Grading Factor	12,209	13,999	8,472	8,472
		1329	Grading Factor - Contract	217	-	-	-
		1335	Hourly instructional - contrac	90,141	74,991	66,898	66,898
		1336	Overload Correction	-	-	-	-
		1360	Hourly Teaching Flex Time (ret	(1,291)	-	-	-
		1385	Overload Stipend pymt	(91)	-	-	-
		2203	Supervisor	-	-	-	-
		2401	Student Help	-	505	-	-
		2404	Hourly Temporary	-	649	-	-
		5202	Executive Contract Payroll Exp	20	-	-	-
			<b>3110 - Total</b>	<b>1,386,563</b>	<b>1,672,667</b>	<b>1,782,917</b>	<b>1,783,012</b>
3120	STRS, Non-instructional (	1202	Non-Teaching Executives	87,253	99,107	107,579	83,828
		1203	Non-Teaching Deans	27,244	41,793	48,396	64,231
		1215	Counselors	41,678	38,228	41,649	50,051
		1220	Division/Department Chair	53,353	61,259	65,299	65,520
		1225	Academic Program Director - f	4,461	5,197	6,027	6,027
		1230	CTA Reassigned Time	2,530	4,051	7,372	7,372
		1235	Reassigned time	37,311	42,648	21,601	21,601
		1240	Librarians	34,325	35,410	37,132	37,132

**UNRESTRICTED GENERAL FUND DETAIL**

**2018-19 Final Budget**

Object	Object Name	Account	Account Name	2016-17	2017-18	2018-19	2018-19
				Actuals	Revised Budget	Tentative Budget	2018-19 Final Budget
		1275	Non Teaching - Stipend	-	1,077	4,907	4,907
		1290	Interim Dean	11,078	-	-	-
		1401	Hourly Non-Teaching-Fall/Spri	19,756	26,119	29,925	29,925
		1402	Hourly Non-Teaching - Early Sp	1,019	1,154	1,302	1,302
		1403	Hourly Non-Teaching - Summe	4,231	3,319	1,600	1,600
		1404	Hourly Non-Teaching - Substiti	-	-	-	-
		1406	Hourly Non-Teaching - Profess	-	-	-	-
		1408	Non - Instructional - Shared g	-	1,154	-	-
		1409	Adjunct Training and Mandate	-	3,608	3,608	3,608
		1410	Save Act Training	183	-	-	-
		1411	Assessment Payment	139	-	-	-
		1412	Faculty Evaluation Pay	19	-	-	-
		1413	Mandatory Trning Title IX	846	-	-	-
		1414	15 16 Retro pay	(38)	-	-	-
		1415	Student Placement/Challenge	900	-	-	-
		1435	hourly non-instructional - con	758	-	-	-
		1450	hourly non instruct contract e	-	-	-	-
		1460	non-instructional - stipend	-	-	-	-
		1465	NI - Negotiations	-	-	-	-
		2101	Non-Instructional Classified	5	4,249	-	-
		2304	Hourly Professional Expert	-	6,481	-	-
			<b>3120 - Total</b>	<b>327,050</b>	<b>374,854</b>	<b>376,399</b>	<b>377,105</b>
3210	PERS, Instructional (H M)	1101	Teaching	21,876	14,745	17,148	17,148
		1303	Hourly Teaching - Summer	1,109	-	-	-
		2201	Instructional Aid	120,923	152,965	168,052	174,494
		2203	Supervisor	8,774	14,873	16,709	16,709
		2401	Student Help	-	798	-	-
		2402	Hourly, Part Time - Permanent	30,336	24,611	32,898	32,898
		2403	Professional Experts	-	-	-	-
		2404	Hourly Temporary	1,437	1,026	-	-
		2405	Summer	562	2,150	-	-
			<b>3210 - Total</b>	<b>185,017</b>	<b>211,168</b>	<b>234,808</b>	<b>241,249</b>
3220	PERS, Non-instructional (	1202	Non-Teaching Executives	-	33,623	54,446	54,446
		1203	Non-Teaching Deans	44,927	66,779	42,057	52,321
		1215	Counselors	6,946	8,016	9,322	9,322
		1230	CTA Reassigned Time	81	3,192	-	-
		1275	Non Teaching - Stipend	-	1,504	8,734	8,734
		1401	Hourly Non-Teaching-Fall/Spri	-	-	9,273	9,273
		1402	Hourly Non-Teaching - Early Sp	-	-	501	501
		1408	Non - Instructional - Shared g	-	1,824	-	-
		1413	Mandatory Trning Title IX	5	-	-	-
		2101	Non-Instructional Classified	749,949	949,567	1,049,084	1,075,040
		2102	Managers	138,669	162,717	190,131	190,131
		2103	Supervisors	27,026	29,865	33,541	33,541
		2104	Confidential	61,158	110,542	125,710	125,710
		2110	Accrued Vacation Payoff	(61)	-	-	-
		2114	NI Classified - Educational Inc	1,376	-	-	-



**UNRESTRICTED GENERAL FUND DETAIL**

**2018-19 Final Budget**

Object	Object Name	Account	Account Name	2016-17	2017-18	2018-19	2018-19 Final
				Actuals	Revised Budget	Tentative Budget	Budget
		2301	Hourly Part-Time Permanent	4,130	4,198	5,066	5,066
		2304	Hourly Professional Expert	8,299	-	-	-
		2306	Hourly Temporary	3,150	1,200	1,500	1,500
		2308	Hourly Substitutes	503	-	300	300
			<b>3220 - Total</b>	<b>1,046,159</b>	<b>1,373,028</b>	<b>1,529,664</b>	<b>1,565,884</b>
3310	OASDHI, Instructional (H	1101	Teaching	10,155	5,886	10,102	10,105
		1301	Hourly Teaching - Fall/Spring	60	-	-	-
		1302	Hourly Teaching - Early Spring	0	-	-	-
		1303	Hourly Teaching - Summer	(27)	-	-	-
		1304	Hourly Teaching - Substitutes	150	-	-	-
		1314	15 16 Retro pay	0	-	-	-
		1326	Hourly Teaching - Flex Time	23	-	-	-
		1335	Hourly instructional - contrac	1,318	-	-	-
		1360	Hourly Teaching Flex Time (ret	-	-	-	-
		1385	Overload Stipend pymt	388	-	-	-
		2201	Instructional Aid	40,953	42,092	41,574	43,167
		2203	Supervisor	4,008	4,093	4,134	4,134
		2211	Accrued Vacation Payoff	1,222	-	-	-
		2214	Inst Classified - Educational	-	-	-	-
		2401	Student Help	16	-	-	-
		2402	Hourly, Part Time - Permanent	10,900	6,772	8,138	8,138
		2403	Professional Experts	276	3	600	600
		2404	Hourly Temporary	751	279	-	-
		2405	Summer	237	180	-	-
		2411	Vacation Payoff	110	-	-	-
		2414	Inst Hrly Pt - Educ Incentive	-	-	-	-
		2415	Compensatory Time Pay Off	-	-	-	-
			<b>3310 - Total</b>	<b>70,538</b>	<b>59,306</b>	<b>64,548</b>	<b>66,145</b>
3320	OASDHI. Non-instruction	1202	Non-Teaching Executives	-	9,252	18,689	18,689
		1203	Non-Teaching Deans	19,255	22,676	23,805	23,805
		1210	Vacation Payoff	198	-	-	-
		1215	Counselors	2,653	3,200	3,200	3,200
		1230	CTA Reassigned Time	54	868	844	844
		1275	Non Teaching - Stipend	-	414	2,161	2,161
		1401	Hourly Non-Teaching-Fall/Spri	34	-	2,294	2,294
		1402	Hourly Non-Teaching - Early Sp	0	-	124	124
		1403	Hourly Non-Teaching - Summe	23	-	-	-
		1408	Non - Instructional - Shared g	-	496	-	-
		1410	Save Act Training	-	-	-	-
		1412	Faculty Evaluation Pay	-	-	-	-
		1413	Mandatory Trning Title IX	3	-	-	-
		1435	hourly non-instructional - con	-	-	-	-
		1465	NI - Negotiations	-	-	-	-
		2101	Non-Instructional Classified	249,137	254,278	259,529	265,950
		2102	Managers	43,503	44,776	47,036	47,036
		2103	Supervisors	8,235	8,218	8,298	8,298
		2104	Confidential	25,482	30,419	31,099	31,099

**UNRESTRICTED GENERAL FUND DETAIL**

**2018-19 Final Budget**

Object	Object Name	Account	Account Name	2016-17 Actuals	2017-18 Revised Budget	2018-19 Tentative Budget	2018-19 Final Budget
		2110	Accrued Vacation Payoff	4,913	-	-	-
		2114	NI Classified - Educational Inc	549	-	-	-
		2301	Hourly Part-Time Permanent	2,026	1,155	1,253	1,253
		2303	Hourly Overtime	4,256	3,078	3,323	3,323
		2304	Hourly Professional Expert	3,825	-	-	-
		2306	Hourly Temporary	1,960	260	1,035	1,035
		2308	Hourly Substitutes	295	2	496	496
		2310	Accrued Vacation Payoff	690	-	-	-
		2312	Overtime Abatement	73	-	-	-
		2313	Overtime for Facility related	322	-	-	-
		2314	Hrly PT - Educ Incentive	-	-	-	-
		2315	Compensatory Time Payoff	-	-	-	-
		3950	Retiree incentive	-	-	-	-
			<b>3320 - Total</b>	<b>367,484</b>	<b>379,091</b>	<b>403,186</b>	<b>409,607</b>
3330	Medicare, Instructional	1101	Teaching	96,712	99,730	101,386	101,394
		1135	Faculty - Temporary	-	-	-	-
		1175	Temporary Teaching	-	-	-	-
		1210	Vacation Payoff	360	-	-	-
		1235	Reassigned time	7	-	-	-
		1301	Hourly Teaching - Fall/Spring	45,802	45,976	44,999	44,999
		1302	Hourly Teaching - Early Spring	1,143	1,031	766	766
		1303	Hourly Teaching - Summer	12,436	9,463	9,605	9,605
		1304	Hourly Teaching - Substitutes	1,032	1,252	844	844
		1305	Hourly Teaching - Retirees	101	-	-	-
		1314	15 16 Retro pay	50	-	-	-
		1325	Hourly Teaching - Student Adv	370	624	473	473
		1326	Hourly Teaching - Flex Time	1,751	2,398	394	394
		1328	Grading Factor	1,646	1,406	2,877	2,877
		1329	Grading Factor - Contract	25	-	-	-
		1335	Hourly instructional - contrac	10,607	7,542	6,552	6,552
		1336	Overload Correction	-	-	-	-
		1360	Hourly Teaching Flex Time (ret	-	-	-	-
		1385	Overload Stipend pymt	191	-	-	-
		2201	Instructional Aid	9,578	9,844	9,723	10,096
		2203	Supervisor	937	957	967	967
		2211	Accrued Vacation Payoff	286	-	-	-
		2401	Student Help	4	51	-	-
		2402	Hourly, Part Time - Permanent	6,438	5,637	5,835	5,835
		2403	Professional Experts	1,178	924	893	893
		2404	Hourly Temporary	337	98	86	86
		2405	Summer	141	476	44	44
		2408	Hourly substitute	-	15	-	-
		2410	Retro Pay	-	-	-	-
		2411	Vacation Payoff	65	-	-	-
		2414	Inst Hrly Pt - Educ Incentive	13	-	-	-
		2415	Compensatory Time Pay Off	-	-	-	-
		5201	Living expense allowance	-	-	-	-

**UNRESTRICTED GENERAL FUND DETAIL**

**2018-19 Final Budget**

Object	Object Name	Account	Account Name	2016-17	2017-18	2018-19	2018-19
				Actuals	Revised Budget	Tentative Budget	2018-19 Final Budget
		5202	Executive Contract Payroll Exp	339	52	-	-
		5209	Automobile Allowance	144	35	-	-
			<b>3330 - Total</b>	<b>191,691</b>	<b>187,511</b>	<b>185,443</b>	<b>185,824</b>
3340	Medicare, Non-instructi	1202	Non-Teaching Executives	10,243	12,123	11,837	11,837
		1203	Non-Teaching Deans	8,103	9,502	9,403	9,921
		1210	Vacation Payoff	46	-	-	-
		1215	Counselors	5,864	4,590	4,458	4,458
		1220	Division/Department Chair	6,235	6,156	5,816	5,836
		1225	Academic Program Director - f	522	522	537	537
		1230	CTA Reassigned Time	303	407	459	459
		1235	Reassigned time	4,353	4,285	1,924	1,924
		1240	Librarians	4,040	3,558	3,307	3,307
		1275	Non Teaching - Stipend	-	97	942	942
		1290	Interim Dean	1,277	-	-	-
		1401	Hourly Non-Teaching-Fall/Spri	2,523	3,162	3,203	3,203
		1402	Hourly Non-Teaching - Early Sp	126	145	145	145
		1403	Hourly Non-Teaching - Summe	499	382	148	148
		1405	Hourly Non-Teaching - Retiree	-	-	-	-
		1406	Hourly Non-Teaching - Profess	1	-	-	-
		1408	Non - Instructional - Shared g	-	116	-	-
		1409	Adjunct Training and Mandatc	-	363	363	363
		1410	Save Act Training	26	-	-	-
		1411	Assessment Payment	13	-	-	-
		1412	Faculty Evaluation Pay	6	-	-	-
		1413	Mandatory Trning Title IX	117	-	-	-
		1414	15 16 Retro pay	(5)	-	-	-
		1415	Student Placement/Challenge	116	-	-	-
		1435	hourly non-instructional - con	85	-	-	-
		1450	hourly non instruct contract e	-	-	-	-
		1460	non-instructional - stipend	33	-	-	-
		1465	NI - Negotiations	5	-	-	-
		2101	Non-Instructional Classified	58,423	60,470	61,958	63,460
		2102	Managers	10,174	10,472	11,000	11,000
		2103	Supervisors	1,926	1,922	1,941	1,941
		2104	Confidential	5,960	7,114	7,273	7,273
		2110	Accrued Vacation Payoff	1,149	-	-	-
		2114	NI Classified - Educational Inc	129	-	-	-
		2301	Hourly Part-Time Permanent	1,020	886	852	852
		2303	Hourly Overtime	981	689	754	754
		2304	Hourly Professional Expert	1,083	651	-	-
		2306	Hourly Temporary	1,373	582	763	763
		2308	Hourly Substitutes	2,083	58	392	392
		2310	Accrued Vacation Payoff	161	-	-	-
		2312	Overtime Abatement	17	-	-	-
		2313	Overtime for Facility related	75	-	-	-
		2314	Hrly PT - Educ Incentive	-	-	-	-
		2315	Compensatory Time Payoff	-	-	-	-

**UNRESTRICTED GENERAL FUND DETAIL**

**2018-19 Final Budget**

Object	Object Name	Account	Account Name	2016-17	2017-18	2018-19	2018-19
				Actuals	Revised Budget	Tentative Budget	2018-19 Final Budget
		3950	Retiree incentive	-	-	-	-
			<b>3340 - Total</b>	<b>129,082</b>	<b>128,251</b>	<b>127,475</b>	<b>129,515</b>
3360	Medicare, Non-instructi	3950	Retiree incentive	791	-	-	-
			<b>3360 - Total</b>	<b>791</b>	<b>-</b>	<b>-</b>	<b>-</b>
3400	Health and Welfare (H M	3416	Vision	22,956	33,976	25,864	25,864
		3417	Dental	329,186	378,688	389,249	389,249
		3418	Life Insurance	30,241	36,429	31,242	31,242
		3419	Long Term Disability Insuranc	19,549	20,824	20,824	20,824
		3420	Life Insurance employee pymt	(635)	-	-	-
		3430	Medical for categoricals	-	(66,271)	-	-
		3450	Health and Welfare Pymt	5,881,513	6,170,952	6,072,100	6,072,100
		3457	OPEB	-	412,010	826,720	826,720
			<b>3400 - Total</b>	<b>6,282,810</b>	<b>6,986,608</b>	<b>7,365,999</b>	<b>7,365,999</b>
3510	Unemployment, Instruct	1101	Teaching	3,448	3,439	3,530	3,530
		1210	Vacation Payoff	12	-	-	-
		1301	Hourly Teaching - Fall/Spring	1,580	1,597	1,540	1,540
		1302	Hourly Teaching - Early Spring	40	35	27	27
		1303	Hourly Teaching - Summer	442	329	376	376
		1304	Hourly Teaching - Substitutes	35	44	29	29
		1305	Hourly Teaching - Retirees	3	-	-	-
		1314	15 16 Retro pay	2	-	-	-
		1325	Hourly Teaching - Student Adv	13	23	18	18
		1326	Hourly Teaching - Flex Time	61	85	74	74
		1328	Grading Factor	56	48	40	40
		1329	Grading Factor - Contract	1	-	-	-
		1335	Hourly instructional - contrac	377	264	226	226
		1336	Overload Correction	-	-	-	-
		1360	Hourly Teaching Flex Time (ret	-	-	-	-
		1385	Overload Stipend pymt	7	-	-	-
		2201	Instructional Aid	330	339	335	348
		2203	Supervisor	32	33	33	33
		2211	Accrued Vacation Payoff	(1)	-	-	-
		2401	Student Help	-	2	-	-
		2402	Hourly, Part Time - Permanent	222	194	201	201
		2403	Professional Experts	41	31	26	26
		2404	Hourly Temporary	12	3	3	3
		2405	Summer	5	5	2	2
		2408	Hourly substitute	-	1	-	-
		2411	Vacation Payoff	(1)	-	-	-
		5201	Living expense allowance	-	-	-	-
		5202	Executive Contract Payroll Exp	12	2	-	-
		5209	Automobile Allowance	5	1	-	-
			<b>3510 - Total</b>	<b>6,732</b>	<b>6,476</b>	<b>6,461</b>	<b>6,474</b>
3520	Unemployment, Non-ins	1202	Non-Teaching Executives	353	418	408	408
		1203	Non-Teaching Deans	279	324	326	342
		1215	Counselors	202	158	154	154

**UNRESTRICTED GENERAL FUND DETAIL**

**2018-19 Final Budget**

Object	Object Name	Account	Account Name	2016-17	2017-18	2018-19	2018-19 Final
				Actuals	Revised Budget	Tentative Budget	Budget
		1220	Division/Department Chair	215	212	201	201
		1225	Academic Program Director - f	18	18	19	19
		1230	CTA Reassigned Time	10	14	23	23
		1235	Reassigned time	152	148	66	66
		1240	Librarians	139	123	114	114
		1275	Non Teaching - Stipend	-	7	32	32
		1290	Interim Dean	44	-	-	-
		1401	Hourly Non-Teaching-Fall/Spri	87	110	108	108
		1402	Hourly Non-Teaching - Early Sp	4	5	5	5
		1403	Hourly Non-Teaching - Summe	17	14	14	14
		1408	Non - Instructional - Shared g	-	4	-	-
		1410	Save Act Training	1	-	-	-
		1411	Assessment Payment	1	-	-	-
		1412	Faculty Evaluation Pay	-	-	-	-
		1413	Mandatory Trning Title IX	4	-	-	-
		1414	15 16 Retro pay	-	-	-	-
		1415	Student Placement/Challenge	4	-	-	-
		1435	hourly non-instructional - con	3	-	-	-
		1450	hourly non instruct contract e	-	-	-	-
		1460	non-instructional - stipend	1	-	-	-
		1465	NI - Negotiations	-	-	-	-
		2101	Non-Instructional Classified	2,018	2,084	2,136	2,188
		2102	Managers	351	361	379	379
		2103	Supervisors	67	66	67	67
		2104	Confidential	206	245	251	251
		2110	Accrued Vacation Payoff	18	-	-	-
		2114	NI Classified - Educational Inc	4	-	-	-
		2301	Hourly Part-Time Permanent	35	31	29	29
		2303	Hourly Overtime	34	24	44	44
		2304	Hourly Professional Expert	37	22	-	-
		2306	Hourly Temporary	48	20	40	40
		2308	Hourly Substitutes	72	2	4	4
		2312	Overtime Abatement	1	-	-	-
		2313	Overtime for Facility related	3	-	-	-
		3950	Retiree incentive	-	-	-	-
			<b>3520 - Total</b>	<b>4,429</b>	<b>4,412</b>	<b>4,420</b>	<b>4,489</b>
3560	Unemployment, Non-ins	3950	Retiree incentive	5	-	-	-
			<b>3560 - Total</b>	<b>5</b>	<b>-</b>	<b>-</b>	<b>-</b>
3600	Workers Compensation	3615	Workers Comp Payment Ins	472,305	507,896	507,896	507,896
		3616	WC BACC - JPA (Abatement)	(812,615)	(507,896)	(507,896)	(507,896)
			<b>3600 - Total</b>	<b>(340,310)</b>	<b>-</b>	<b>-</b>	<b>-</b>
3610	Workers Compensation,	1101	Teaching	207,602	116,925	120,023	120,032
		1135	Faculty - Temporary	-	-	-	-
		1175	Temporary Teaching	-	-	-	-
		1235	Reassigned time	8	-	-	-
		1301	Hourly Teaching - Fall/Spring	94,685	53,892	49,936	49,936
		1302	Hourly Teaching - Early Spring	2,365	1,210	2,901	2,901

**UNRESTRICTED GENERAL FUND DETAIL**

**2018-19 Final Budget**

Object	Object Name	Account	Account Name	2016-17	2017-18	2018-19	2018-19 Final
				Actuals	Revised Budget	Tentative Budget	Budget
		1303	Hourly Teaching - Summer	23,197	11,096	12,573	12,573
		1304	Hourly Teaching - Substitutes	2,127	1,468	989	989
		1305	Hourly Teaching - Retirees	209	-	-	-
		1314	15 16 Retro pay	111	-	-	-
		1325	Hourly Teaching - Student Adv	760	733	571	571
		1326	Hourly Teaching - Flex Time	3,470	2,809	2,589	2,589
		1328	Grading Factor	3,407	1,650	1,332	1,332
		1329	Grading Factor - Contract	52	-	-	-
		1335	Hourly instructional - contrac	22,563	8,834	7,531	7,531
		1336	Overload Correction	-	-	-	-
		1360	Hourly Teaching Flex Time (ret	-	-	-	-
		1385	Overload Stipend pymt	395	-	-	-
		2201	Instructional Aid	19,951	11,541	11,399	11,836
		2203	Supervisor	1,939	1,122	1,133	1,133
		2211	Accrued Vacation Payoff	(79)	-	-	-
		2401	Student Help	701	416	296	296
		2402	Hourly, Part Time - Permanent	13,194	6,609	6,841	6,841
		2403	Professional Experts	2,417	1,075	914	914
		2404	Hourly Temporary	673	116	101	101
		2405	Summer	262	68	51	51
		2408	Hourly substitute	-	17	-	-
		2411	Vacation Payoff	(51)	-	-	-
		2414	Inst Hrly Pt - Educ Incentive	27	-	-	-
		2415	Compensatory Time Pay Off	-	-	-	-
		5201	Living expense allowance	-	-	-	-
		5202	Executive Contract Payroll Exp	700	102	-	-
		5209	Automobile Allowance	297	41	-	-
		<b>3610 - Total</b>		<b>400,982</b>	<b>219,724</b>	<b>219,180</b>	<b>219,627</b>
3620	Workers Compensation,	1202	Non-Teaching Executives	21,260	14,213	11,316	11,316
		1203	Non-Teaching Deans	16,841	11,141	11,023	11,632
		1215	Counselors	12,205	5,381	5,226	5,226
		1220	Division/Department Chair	12,957	7,217	6,819	6,842
		1225	Academic Program Director - I	1,080	612	629	629
		1230	CTA Reassigned Time	639	477	770	770
		1235	Reassigned time	9,172	5,024	2,256	2,256
		1240	Librarians	8,356	4,172	3,877	3,877
		1275	Non Teaching - Stipend	-	240	1,105	1,105
		1290	Interim Dean	2,642	-	-	-
		1401	Hourly Non-Teaching-Fall/Spri	5,168	3,706	3,754	3,754
		1402	Hourly Non-Teaching - Early Sp	260	170	170	170
		1403	Hourly Non-Teaching - Summe	985	447	116	116
		1404	Hourly Non-Teaching - Substiti	-	-	-	-
		1405	Hourly Non-Teaching - Retiree	-	-	-	-
		1406	Hourly Non-Teaching - Profess	2	-	-	-
		1408	Non - Instructional - Shared g	-	136	-	-
		1409	Adjunct Training and Mandate	-	425	425	425
		1410	Save Act Training	54	-	-	-

**UNRESTRICTED GENERAL FUND DETAIL**

**2018-19 Final Budget**

Object	Object Name	Account	Account Name	2016-17 Actuals	2017-18 Revised Budget	2018-19 Tentative Budget	2018-19 Final Budget
		1411	Assessment Payment	39	-	-	-
		1412	Faculty Evaluation Pay	12	-	-	-
		1413	Mandatory Trning Title IX	243	-	-	-
		1414	15 16 Retro pay	(11)	-	-	-
		1415	Student Placement/Challenge	186	-	-	-
		1435	hourly non-instructional - con	159	-	-	-
		1450	hourly non instruct contract e	-	-	-	-
		1460	non-instructional - stipend	68	-	-	-
		1465	NI - Negotiations	10	-	-	-
		2101	Non-Instructional Classified	122,126	70,896	72,640	74,401
		2102	Managers	21,178	12,277	12,897	12,897
		2103	Supervisors	4,027	2,253	2,275	2,275
		2104	Confidential	12,401	8,341	8,527	8,527
		2110	Accrued Vacation Payoff	423	-	-	-
		2114	NI Classified - Educational Inc	252	-	-	-
		2301	Hourly Part-Time Permanent	2,110	1,038	998	998
		2302	Hourly Student Help	4,860	4,096	4,159	4,159
		2303	Hourly Overtime	1,952	781	886	886
		2304	Hourly Professional Expert	2,240	764	-	-
		2306	Hourly Temporary	2,770	735	1,260	1,260
		2308	Hourly Substitutes	4,334	68	136	136
		2312	Overtime Abatement	35	-	-	-
		2313	Overtime for Facility related	147	-	-	-
		2315	Compensatory Time Payoff	-	-	-	-
		3950	Retiree incentive	-	-	-	-
		3950	Retiree incentive	310	-	-	-
			<b>3620 - Total</b>	<b>271,493</b>	<b>154,611</b>	<b>151,265</b>	<b>153,657</b>
3900	Other Benefits (H M)	3930	Educational Incentive/Classifi	-	10,000	10,000	10,000
		3950	Retiree incentive	10,333	164,140	164,140	164,140
			<b>3900 - Total</b>	<b>10,333</b>	<b>174,140</b>	<b>174,140</b>	<b>174,140</b>
3910	Retiree Benefits, Instruc	1190	Inst STRS	916,115	812,136	916,115	916,115
			<b>3910 - Total</b>	<b>916,115</b>	<b>812,136</b>	<b>916,115</b>	<b>916,115</b>
3920	Retiree Benefits, Non-in:	1285	Non Inst substitute	468,815	468,815	468,815	468,815
			<b>3920 - Total</b>	<b>468,815</b>	<b>468,815</b>	<b>468,815</b>	<b>468,815</b>
			<b>Total Benefits</b>	<b>11,725,779</b>	<b>13,212,799</b>	<b>14,010,834</b>	<b>14,067,656</b>
4300	Insructional Supplies (H	4311	Unspecified	6,617	-	-	-
		4312	Instructional Program Materi	183,598	171,387	171,381	172,996
		4329	PE Fee Charge	-	-	-	-
		4331	Subscription	1,090	950	550	550
		4335	Computer Software (Upgrades	-	-	-	-
		4350	Books	96	200	200	200
			<b>4300 - Total</b>	<b>191,401</b>	<b>172,537</b>	<b>172,131</b>	<b>173,746</b>
4500	Non-instructional Suppli	4501	Catalog Data Base	8,331	-	-	-
		4502	Reference Data Base	-	-	-	-
		4503	Subscription	43,650	1,300	1,300	2,200
		4505	Licensed database sub	-	44,756	56,500	56,500
		4506	Print periodical subscription	-	10,787	7,775	7,775

**UNRESTRICTED GENERAL FUND DETAIL**

**2018-19 Final Budget**

Object	Object Name	Account	Account Name	2016-17	2017-18	2018-19	2018-19
				Actuals	Revised Budget	Tentative Budget	2018-19 Final Budget
		4507	Unspecified	19,857	37,565	34,500	34,500
		4508	Unspecified	(3,418)	-	(4,000)	(4,000)
		4510	OCLC subscription	-	10,136	11,000	11,000
		4511	Printing (Blue Prints, Parking	21,000	57,950	42,396	42,396
		4514	graduation material	2,613	6,590	5,840	6,689
		4517	Warehouse Charges (Wareho	(735)	-	-	-
		4525	Office Supplies	79,380	102,472	79,387	81,395
		4528	Reference Material	3,215	-	-	3,420
		4529	Unspecified	-	(239,394)	(239,394)	(239,394)
		4531	na	3,090	3,000	3,500	3,500
		4536	Computer Network Related Su	8,572	10,000	10,000	10,000
		4540	State/County Health Requirec	179	2,000	1,000	1,000
		4550	Pool Chemicals	9,417	14,000	14,000	14,000
		4551	Minor Equipment/Property (U	23,100	18,395	12,195	14,695
		4553	Uniforms (Parking, Athletics)	26,185	30,142	26,548	26,548
		4556	Professional Reference Books	853	-	-	-
		4561	Maintenance Supplies	10,291	17,815	17,815	17,815
		4571	Equipment Repair Parts & Ma	31,550	55,685	55,685	55,685
		4572	Go Print supplies	-	500	500	500
		4580	safety equipment	7,983	6,175	6,175	6,175
		4590	Custodial Consumable Suppli	124,968	135,300	140,000	140,000
		4591	Custodial supplies (from facil	(1,740)	-	-	-
4700	Food (M)	4706	Food (Receptions, Special Eve	6,042	9,858	7,329	7,329
			<b>4700 - Total</b>	<b>424,382</b>	<b>335,033</b>	<b>290,051</b>	<b>299,728</b>
			<b>Total Supplies &amp; Materials</b>	<b>615,783</b>	<b>507,570</b>	<b>462,182</b>	<b>473,474</b>
5100	Personal Services Contr	5103	Drama	36,341	35,225	34,000	34,000
		5104	American Society of Compose	3,364	3,636	4,000	4,000
		5105	Music	2,520	4,645	1,884	1,884
		5106	Hope Service LNSK410	20,812	24,000	28,000	28,000
		5108	Home Economics	180	-	-	-
		5114	Technical Assistance/Training	48,043	65,000	66,000	66,000
		5121	Fire Academy	34,545	25,400	33,400	33,400
		5122	CHOMP (Community Hospital	462,390	463,140	451,662	450,812
		5123	MOBAC Library System	1,500	1,500	1,750	1,750
		5124	Program Consultant	9,819	31,000	61,000	61,000
		5126	South Bay	1,615,745	1,939,375	1,939,375	1,939,375
		5130	Occup. Educ.& Monterey,- Fire	58,323	351,025	151,000	151,000
		5131	Engineering & Design Service	83,910	200	200	200
		5139	Specialists/Workshops	9,142	11,100	6,000	6,000
		5145	Contract Services	319,189	202,832	333,086	333,086
		5159	ISA Contingency	-	9,000	9,000	9,000
		5163	North Bay Industries	22,539	25,000	25,000	25,000
		5168	Central Coast Lighthouse Kee	6,306	8,500	8,500	8,500
		5171	Monterey State Park	-	-	30,000	30,000
		5180	Contract Services (includes so	955,333	12,736	4,411	4,411
		5198	Monterey Fire Department - N	9,658	-	-	-
			<b>5100 - Total</b>	<b>3,699,659</b>	<b>3,213,313</b>	<b>3,188,268</b>	<b>3,187,418</b>



## UNRESTRICTED GENERAL FUND DETAIL

### 2018-19 Final Budget

Object	Object Name	Account	Account Name	2016-17	2017-18	2018-19	2018-19
				Actuals	Revised Budget	Tentative Budget	2018-19 Final Budget
5200	Travel and Conference (t	5201	Living expense allowance	-	-	-	-
		5202	Executive Contract Payroll Exp	25,585	31,100	38,700	39,900
		5203	Field Trips	167	1,175	175	175
		5209	Automobile Allowance	9,900	9,900	9,900	9,900
		5220	Conference (Attendance & Re	111,946	66,620	78,045	78,045
		5230	Mileage - Education Center	4,233	15,000	15,000	15,000
		5235	Board Community Events	-	-	-	-
			<b>5200 - Total</b>	<b>151,831</b>	<b>123,795</b>	<b>141,820</b>	<b>143,020</b>
5300	Dues and Memberships	5306	Professional Organization/Ser	88,448	189,614	191,100	196,850
		5325	Special Services	2,000	2,000	2,000	2,000
		5327	The Research & Planning Gro	350	500	500	500
			<b>5300 - Total</b>	<b>90,798</b>	<b>192,114</b>	<b>193,600</b>	<b>199,350</b>
5400	Insurance (H M)	5401	Insurance (Deductibles, Stude	243,857	243,466	234,408	234,408
		5405	Deductibles	3,334	-	10,000	10,000
		5409	Unknown	70,004	70,474	60,144	60,144
		5414	Property Insurance Abatemer	(17,545)	(17,545)	(17,545)	(17,545)
		5415	Insurance	758	758	758	758
		5416	Insurance - international	40,532	-	-	-
		5420	Environmental Insurance	-	-	-	-
			<b>5400 - Total</b>	<b>340,939</b>	<b>297,153</b>	<b>287,765</b>	<b>287,765</b>
5500	Utilities and Housekeep	5501	Electricity	534,772	506,486	510,486	510,486
		5502	Natural Gas	166,380	144,000	140,200	140,200
		5503	Water	150,967	200,000	198,000	198,000
		5504	Telephone	107,325	66,500	103,500	119,000
		5505	Gasoline & Oil	21,239	30,242	31,132	31,132
		5506	Waste Disposal	38,049	41,500	42,000	42,000
		5507	Sewage	42,042	43,500	43,500	43,500
		5510	Utilities Abatement ( faciliti	(9,692)	(74,026)	(74,026)	(74,026)
		5512	Unspecified	(45,000)	(45,000)	(45,000)	(45,000)
		5513	Contract Services	63,622	47,190	46,590	46,590
		5514	General Maintenance	181,795	49,295	49,695	49,695
		5516	Parking Utilities Abatement	(14,700)	(14,700)	(14,700)	(14,700)
		5517	Inspection services	2,010	-	-	-
		5528	Mobil Phone	12,417	12,890	5,890	5,890
			<b>5500 - Total</b>	<b>1,251,224</b>	<b>1,007,877</b>	<b>1,037,267</b>	<b>1,052,767</b>
5600	Rents, Leases, and Repa	5601	Minor Capital Improvement/R	29,729	66,575	67,000	67,000
		5602	Rental/Renewal	-	2,025	2,025	2,025
		5604	Vehicle Repair/Maintenance	12,464	13,107	11,907	11,907
		5605	Vehicle Rental	16,436	14,898	14,568	14,568
		5616	Facility Rental/Lease	3,690	4,075	6,125	6,125
		5617	Integrated Library Sys License	-	26,945	23,350	23,350
		5620	Maintenance Agreement	153,685	89,520	116,763	116,763
		5621	Computer Hardware Mainten	67,726	38,280	68,280	68,280
		5622	Computer Software Maintena	114,155	183,305	151,886	152,436
		5626	Fire & Burglar Alarm Maintena	18,997	20,000	20,000	20,000
		5630	Equipment Repair	97,819	122,918	80,665	80,665
		5635	Postage Meter Lease/Mainten	11,034	4,438	4,438	4,438

## UNRESTRICTED GENERAL FUND DETAIL

### 2018-19 Final Budget

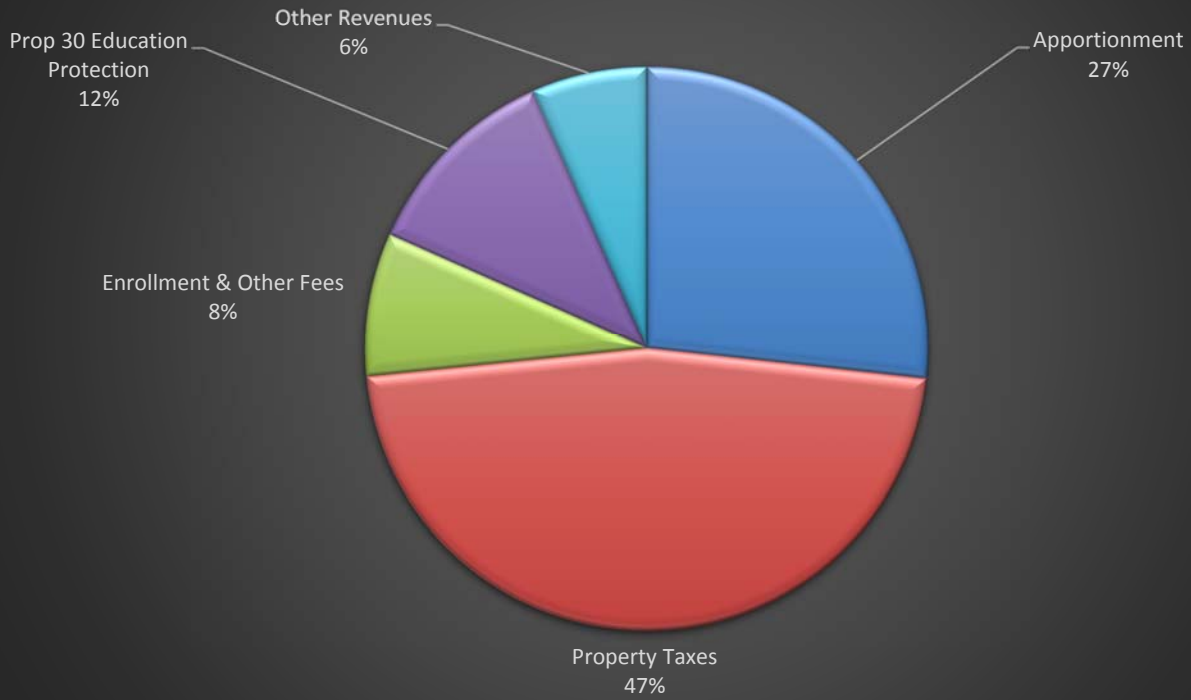
Object	Object Name	Account	Account Name	2016-17	2017-18	2018-19	2018-19
				Actuals	Revised Budget	Tentative Budget	2018-19 Final Budget
		5637	Copier Equipment Lease	122,903	139,003	139,003	139,003
		5643	Computer Software License	17,318	29,518	40,500	40,500
		5645	License Fee, Permit, and Certi	4,796	8,560	5,500	5,500
		5660	Sign maintenance & repair	228	2,000	2,000	2,000
		5672	electrical maintenance	-	-	-	-
			<b>5600 - Total</b>	<b>670,979</b>	<b>765,168</b>	<b>754,010</b>	<b>754,560</b>
5700	Legal, Election, and Audi	5701	Audit	70,300	63,500	63,500	63,500
		5710	Legal (Advertising & Fees)	412,355	229,755	235,100	187,905
		5751	Election	-	-	144,324	144,324
			<b>5700 - Total</b>	<b>482,655</b>	<b>293,255</b>	<b>442,924</b>	<b>395,729</b>
5800	Other Services and Experi	5802	Advertising	62,666	104,805	136,000	86,000
		5803	Athletics - Entry Fee	7,250	7,196	7,256	7,256
		5804	Miscellaneous/Other Expense	24,803	-	-	-
		5805	Postage/Bulk Mailing	63,428	42,100	62,500	62,500
		5806	payroll correction/ reissues	2,500	-	-	-
		5807	Contingency -for Efficiency	-	-	-	-
		5810	Loomis	14,701	11,000	15,000	15,000
		5811	Finger Prints	439	1,000	1,000	1,000
		5816	Special Events	-	1,000	4,000	4,000
		5819	Peninsula Messenger Service	4,449	5,000	5,000	5,000
		5821	Accreditation Fee	21,808	6,000	-	-
		5824	State Authorization Fee	300	500	500	500
		5825	Athletics - Physical Exams	3,200	2,868	2,868	2,868
		5827	Foundation Services	62,500	-	-	-
		5830	County Support cost	67,976	68,935	68,935	68,935
		5834	Indirect Cost	(307,275)	(145,000)	(145,000)	(245,000)
		5836	Athletics - Officials & Scorek	42,891	41,905	41,350	41,350
		5838	Use Tax	13,064	12,000	9,000	9,000
		5839	Other Services	382	100	100	100
		5840	General Institutional Contingi	-	101,658	78,580	18,580
		5842	Registration/Renewal (Vehicl	-	1,533	1,400	1,400
		5845	EDD Quarterly Taxes	20,762	17,000	17,000	17,000
		5866	settlement	-	-	-	-
		5880	Cont for int based barg	26,060	45,000	45,000	45,000
		5890	Return to Title IV funding	19,216	-	-	-
		5897	1098s for Hope Scholarship	15,076	10,000	10,000	10,000
			<b>5800 - Total</b>	<b>166,195</b>	<b>334,600</b>	<b>360,489</b>	<b>150,489</b>
			<b>Total Services &amp; Operating</b>	<b>6,854,280</b>	<b>6,227,275</b>	<b>6,406,143</b>	<b>6,171,098</b>
6200	Building Improvements (	6201	Hazardous Material/Abateme	18,612	19,000	24,600	24,600
			<b>6200 - Total</b>	<b>18,612</b>	<b>19,000</b>	<b>24,600</b>	<b>24,600</b>
6300	Library Books (H M)	6301	Library Materials	1,859	-	2,000	2,000
		6310	PC Software	76,741	68,000	68,000	68,000
		6316	Campus Agreement	-	25,000	25,000	25,000
			<b>6300 - Total</b>	<b>78,600</b>	<b>93,000</b>	<b>95,000</b>	<b>95,000</b>
6400	Capital Equipment, New	6403	Equipment- Replacement	10,370	2,151	2,151	2,151
		6404	Equipment Purchase - New	43,163	50,686	13,350	14,650
		6405	Instructional Equipment - Nev	4,306	1,490	500	500

**UNRESTRICTED GENERAL FUND DETAIL**

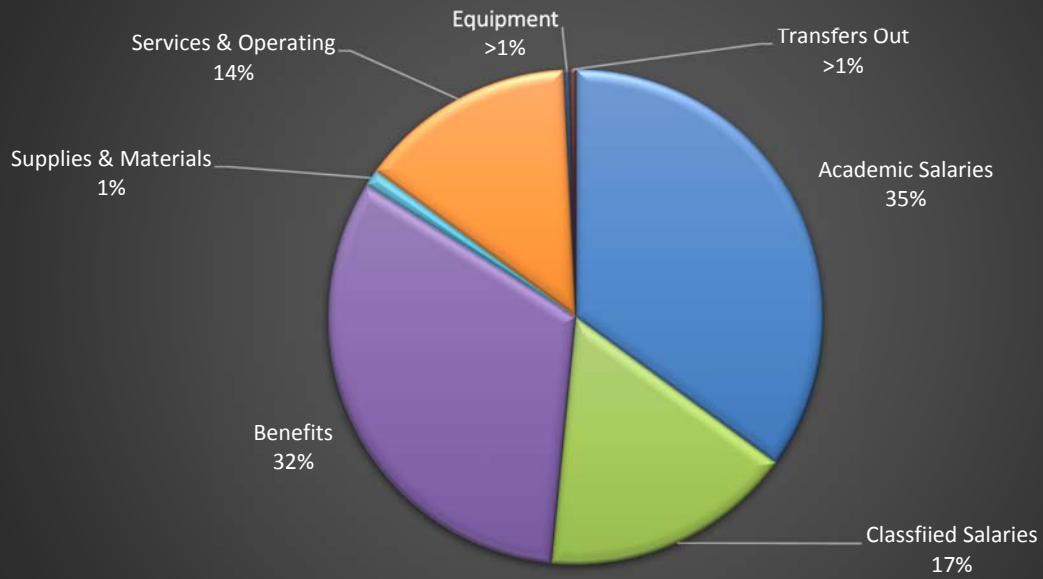
**2018-19 Final Budget**

Object	Object Name	Account	Account Name	2016-17	2017-18	2018-19	2018-19 Final
				Actuals	Revised Budget	Tentative Budget	Budget
		6410	Instructional Equipment - Rep	(9,790)	16,100	-	-
		6425	Non-Instructional Equipment	23,790	9,869	7,000	7,000
		6426	Non-Instructional Ergonomic E	10,497	5,000	5,000	5,000
		6441	PC Hardware - Non-Instructor	16,031	22,755	19,755	19,755
		6443	Technology Refreshment (06-C	-	-	-	-
		6445	PC Replacement (spares)	3,693	-	-	-
			<b>6400 - Total</b>	<b>102,059</b>	<b>108,051</b>	<b>47,756</b>	<b>49,056</b>
			<b>Total Equipment</b>	<b>199,271</b>	<b>220,051</b>	<b>167,356</b>	<b>168,656</b>
7300	Interfund Transfers-Out	7305	Transfer to Self Insurance	1,443,535	-	-	-
		7310	Debt Service Fund Transfer-Out	-	-	-	-
		7314	Child Development Interfund	100,000	100,000	100,000	100,000
		7316	Restricted Interfund Transfer-	57,113	69,583	69,583	69,583
		7330	Transfer to OPEB	-	-	-	-
			<b>7300 - Total</b>	<b>1,600,648</b>	<b>169,583</b>	<b>169,583</b>	<b>169,583</b>
7600	Other Payments to Studen	7602	Textbooks/Supplies	-	2,046	-	-
			<b>7600 - Total</b>	<b>-</b>	<b>2,046</b>	<b>-</b>	<b>-</b>
			<b>Total Transfers Out</b>	<b>1,600,648</b>	<b>171,629</b>	<b>169,583</b>	<b>169,583</b>
			<b>Total Expenditures &amp; Transfers</b>	<b>43,446,458</b>	<b>41,999,074</b>	<b>43,462,803</b>	<b>43,470,570</b>

## Unrestricted General Fund Revenue Sources



## Unrestricted General Fund Expenditures



**UNRESTRICTED GENERAL FUND DETAIL - BY COST CENTER**

**2018-19 Final Budget**

<b>Cost Centers (Departments)</b>	<b>Academic Salaries</b>	<b>Classified Salaries</b>	<b>Benefits</b>	<b>Supplies &amp; Materials</b>	<b>Services &amp; Operating</b>	<b>Equipment</b>	<b>Transfers Out</b>	<b>Grand Total</b>
Academic Senate (M)	\$ 39,838	\$ -	\$ 7,760	\$ -	\$ 3,300	\$ -	\$ -	\$ 50,898
Accreditation (M)	\$ -	\$ -	\$ -	\$ -	\$ 25,091	\$ -	\$ -	\$ 25,091
Adjunct Faculty Contingency (M)	\$ 205,200	\$ -	\$ 39,972	\$ -	\$ -	\$ -	\$ -	\$ 245,172
Administration of Justice (M)	\$ 84,230	\$ -	\$ 14,624	\$ 250	\$ -	\$ -	\$ -	\$ 99,104
Admissions and Records (M)	\$ -	\$ 380,393	\$ 134,954	\$ 10,000	\$ 14,697	\$ -	\$ -	\$ 540,044
Anatomy/Physiology (M)	\$ 335,799	\$ -	\$ 45,498	\$ 10,179	\$ 800	\$ -	\$ -	\$ 392,275
Anthropology (M)	\$ 110,330	\$ -	\$ 20,812	\$ 400	\$ -	\$ -	\$ -	\$ 131,542
Art (M)	\$ 718,301	\$ 81,000	\$ 121,785	\$ 7,221	\$ 1,500	\$ -	\$ -	\$ 929,807
Athletics - Mens (M)	\$ 84,762	\$ 91,112	\$ 33,980	\$ 23,748	\$ 144,624	\$ -	\$ -	\$ 378,225
Athletics - Womens (M)	\$ 93,805	\$ 58,261	\$ 30,889	\$ 12,426	\$ 74,830	\$ -	\$ -	\$ 270,210
Automotive Technology (M)	\$ 139,650	\$ 40,020	\$ 40,324	\$ 6,000	\$ 2,900	\$ -	\$ -	\$ 228,894
Biology (M)	\$ 254,978	\$ 2,690	\$ 48,006	\$ 8,000	\$ 4,775	\$ -	\$ -	\$ 318,449
Board of Trustees (M)	\$ -	\$ -	\$ 115,390	\$ 2,499	\$ 144,324	\$ -	\$ -	\$ 262,213
Business (General) (M)	\$ 367,676	\$ -	\$ 58,020	\$ 1,000	\$ -	\$ -	\$ -	\$ 426,696
Business Skills Center (M)	\$ 93,300	\$ -	\$ 15,943	\$ 1,000	\$ -	\$ -	\$ -	\$ 110,243
CAD Lab (M)	\$ -	\$ 20,729	\$ 7,143	\$ 2,500	\$ 1,300	\$ -	\$ -	\$ 31,672
CalSTRS State Compliance	\$ -	\$ -	\$ 1,384,930	\$ -	\$ -	\$ -	\$ -	\$ 1,384,930
Chemistry (M)	\$ 447,342	\$ 63,701	\$ 103,828	\$ 11,165	\$ 1,075	\$ -	\$ -	\$ 627,111
Child Dev- State Preschool	\$ -	\$ -	\$ -	\$ -	\$ -	\$ -	\$ 100,000	\$ 100,000
Child Development (M)	\$ 121,072	\$ -	\$ 23,461	\$ 450	\$ -	\$ -	\$ -	\$ 144,983
College Council (M)	\$ 18,068	\$ 1,000	\$ 3,520	\$ 500	\$ -	\$ -	\$ -	\$ 23,088
Community Human Services Council	\$ -	\$ -	\$ -	\$ -	\$ 2,600	\$ -	\$ -	\$ 2,600
Computer Information Systems a	\$ 397,951	\$ -	\$ 77,249	\$ 800	\$ 550	\$ -	\$ -	\$ 476,550
Co-Op Work Experience (M)	\$ -	\$ -	\$ -	\$ 250	\$ 150	\$ -	\$ -	\$ 400
Counseling/Personal Developmen	\$ 325,214	\$ -	\$ 75,215	\$ -	\$ -	\$ -	\$ -	\$ 400,429
Custodial Services (M)	\$ -	\$ 572,457	\$ 184,193	\$ 148,745	\$ (39,817)	\$ -	\$ -	\$ 865,578
Dance (M)	\$ 25,000	\$ 1,500	\$ 4,872	\$ 200	\$ -	\$ -	\$ -	\$ 31,572
Dean of Counseling/Admissions/	\$ -	\$ 176,779	\$ 87,347	\$ 1,360	\$ -	\$ -	\$ -	\$ 265,486
Dean of Inst, STEM	\$ 139,068	\$ 112,110	\$ 65,726	\$ 450	\$ 1,700	\$ -	\$ -	\$ 319,054
Dean of Inst, Liberal Arts	\$ 139,068	\$ 93,776	\$ 59,292	\$ 450	\$ 1,700	\$ -	\$ -	\$ 294,286
Dean of SS Marina	\$ 20,860	\$ -	\$ 5,729	\$ -	\$ 1,200	\$ -	\$ -	\$ 27,789
Dental Assisting (M)	\$ 153,263	\$ -	\$ 25,316	\$ 8,677	\$ 1,400	\$ -	\$ -	\$ 188,657
Distance Education	\$ 46,000	\$ 87,894	\$ 39,248	\$ 500	\$ 40,000	\$ 2,500	\$ -	\$ 216,142
Div Off-Bus and Technology (M)	\$ 28,998	\$ 125,676	\$ 48,959	\$ 2,500	\$ -	\$ -	\$ -	\$ 206,133
Division Office - Creative Art	\$ 55,484	\$ 55,548	\$ 29,951	\$ 3,200	\$ -	\$ -	\$ -	\$ 144,184
Division Office - Humanities (	\$ 72,273	\$ 119,813	\$ 55,369	\$ 4,000	\$ -	\$ -	\$ -	\$ 251,456
Division Office - Life Science	\$ 52,778	\$ 145,022	\$ 60,160	\$ 5,115	\$ 500	\$ -	\$ -	\$ 263,575
Division Office - Physical Edu	\$ 114,610	\$ 74,143	\$ 47,877	\$ 3,836	\$ -	\$ -	\$ -	\$ 240,466
Division Office - Physical Sci	\$ 49,924	\$ 38,544	\$ 23,008	\$ 5,000	\$ -	\$ -	\$ -	\$ 116,476
Division Office - Social Scien	\$ 38,925	\$ 42,048	\$ 22,073	\$ 1,700	\$ 100	\$ 500	\$ -	\$ 105,347
Drafting (M)	\$ 5,500	\$ -	\$ 1,967	\$ -	\$ -	\$ -	\$ -	\$ 7,467
Dual Enrollment	\$ 484,924	\$ -	\$ 65,382	\$ -	\$ -	\$ -	\$ -	\$ 550,306
Earth Sciences (M)	\$ 183,184	\$ -	\$ 33,326	\$ 847	\$ -	\$ -	\$ -	\$ 217,358
Economics (M)	\$ 128,618	\$ -	\$ 19,195	\$ 100	\$ -	\$ -	\$ -	\$ 147,913
Emergency Medical Systems (M)	\$ 90,000	\$ -	\$ 11,880	\$ 1,000	\$ -	\$ -	\$ -	\$ 102,880
Enginerring (M)	\$ 71,296	\$ -	\$ 13,889	\$ 500	\$ -	\$ -	\$ -	\$ 85,685

**UNRESTRICTED GENERAL FUND DETAIL - BY COST CENTER**

**2018-19 Final Budget**

<b>Cost Centers (Departments)</b>	<b>Academic Salaries</b>	<b>Classified Salaries</b>	<b>Benefits</b>	<b>Supplies &amp; Materials</b>	<b>Services &amp; Operating</b>	<b>Equipment</b>	<b>Transfers Out</b>	<b>Grand Total</b>
English (M)	\$ 1,288,726	\$ -	\$ 228,189	\$ 4,150	\$ 1,400	\$ -	\$ -	\$ 1,522,464
English Center (M)	\$ 237,676	\$ 99,705	\$ 66,890	\$ 4,000	\$ -	\$ -	\$ -	\$ 408,272
EOPS (Extended Opportunity Pro	\$ -	\$ -	\$ -	\$ -	\$ -	\$ -	\$ 69,583	\$ 69,583
ESL (M)	\$ 430,578	\$ -	\$ 87,283	\$ 2,100	\$ -	\$ -	\$ -	\$ 519,961
Ethnic Studies (M)	\$ 56,425	\$ -	\$ 9,627	\$ 200	\$ -	\$ -	\$ -	\$ 66,252
Family and Consumer Science (M	\$ 3,100	\$ -	\$ 605	\$ -	\$ -	\$ -	\$ -	\$ 3,705
Fashion	\$ 12,000	\$ -	\$ 2,338	\$ 400	\$ -	\$ -	\$ -	\$ 14,738
Federal Work Study (FWS) (M)	\$ -	\$ -	\$ 3,955	\$ -	\$ -	\$ -	\$ -	\$ 3,955
Fire Protection Technology (M)	\$ 112,000	\$ -	\$ 15,264	\$ 2,100	\$ 33,400	\$ -	\$ -	\$ 162,764
Fiscal Services (M)	\$ -	\$ 600,541	\$ 206,207	\$ 8,405	\$ (111,665)	\$ -	\$ -	\$ 703,488
Gen Institutional - Contingenc	\$ -	\$ -	\$ 10,000	\$ (239,394)	\$ -	\$ 5,000	\$ -	\$ (224,394)
Gen Institutional - Emergency	\$ -	\$ -	\$ -	\$ -	\$ 20,000	\$ -	\$ -	\$ 20,000
Gen Institutional - Minor Capi	\$ -	\$ -	\$ -	\$ -	\$ 60,000	\$ -	\$ -	\$ 60,000
Gen Institutional - Support/In	\$ -	\$ -	\$ 6,996,751	\$ 6,175	\$ 285,426	\$ -	\$ -	\$ 7,288,352
Gen Institutional - Telecommun	\$ -	\$ -	\$ -	\$ 4,000	\$ 102,000	\$ -	\$ -	\$ 106,000
Gen Institutional - Utilities	\$ -	\$ -	\$ -	\$ -	\$ 772,760	\$ -	\$ -	\$ 772,760
General Institutional Mileage	\$ -	\$ -	\$ -	\$ -	\$ 50,000	\$ -	\$ -	\$ 50,000
Gentrain (M)	\$ 50,976	\$ -	\$ 9,593	\$ -	\$ -	\$ -	\$ -	\$ 60,569
Geography (M)	\$ 7,000	\$ -	\$ 221	\$ -	\$ -	\$ -	\$ -	\$ 7,221
Graphic Arts (M)	\$ 53,779	\$ 48,756	\$ 27,278	\$ 850	\$ 400	\$ -	\$ -	\$ 131,063
Grounds (M)	\$ -	\$ 294,798	\$ 89,528	\$ 39,404	\$ 29,916	\$ -	\$ -	\$ 453,645
Hazardous Waste Management (M	\$ -	\$ -	\$ -	\$ -	\$ -	\$ 24,000	\$ -	\$ 24,000
Health (M)	\$ 19,500	\$ -	\$ 6,072	\$ 200	\$ -	\$ -	\$ -	\$ 25,772
History (M)	\$ 237,749	\$ -	\$ 34,105	\$ 200	\$ -	\$ -	\$ -	\$ 272,054
Hospitality	\$ 111,792	\$ -	\$ 21,604	\$ 3,800	\$ 820	\$ -	\$ -	\$ 138,016
Human Resources (M)	\$ 142,718	\$ 276,408	\$ 132,851	\$ 44,779	\$ 57,600	\$ 3,000	\$ -	\$ 657,356
Human Services	\$ 12,240	\$ -	\$ 2,386	\$ -	\$ -	\$ -	\$ -	\$ 14,626
Humanities (M)	\$ 27,000	\$ -	\$ 1,913	\$ -	\$ -	\$ -	\$ -	\$ 28,913
Institutional Effectiveness	\$ 28,500	\$ 141,072	\$ 52,926	\$ 1,000	\$ 14,400	\$ 1,300	\$ -	\$ 239,198
Instructional Contracts (M)	\$ -	\$ -	\$ -	\$ -	\$ 2,224,875	\$ -	\$ -	\$ 2,224,875
Interior Design	\$ 9,000	\$ -	\$ 489	\$ 500	\$ -	\$ -	\$ -	\$ 9,989
International Student Programs	\$ 42,314	\$ 59,424	\$ 34,026	\$ 3,000	\$ -	\$ -	\$ -	\$ 138,764
IS Network and Technologu (M)	\$ -	\$ 442,698	\$ 150,057	\$ 16,000	\$ 250,526	\$ 122,000	\$ -	\$ 981,281
IS Systems and Programming (M)	\$ -	\$ 275,444	\$ 94,422	\$ 2,000	\$ 115,000	\$ 5,255	\$ -	\$ 492,121
Library (M)	\$ 477,584	\$ 364,545	\$ 173,765	\$ 80,275	\$ 27,950	\$ 2,000	\$ -	\$ 1,126,119
Maintenance (M)	\$ -	\$ 227,525	\$ 78,292	\$ 51,846	\$ 57,220	\$ -	\$ -	\$ 414,883
Mandated Faculty Training	\$ 25,000	\$ -	\$ 4,396	\$ -	\$ -	\$ -	\$ -	\$ 29,396
Math Learning Center (M)	\$ -	\$ 43,453	\$ 7,721	\$ -	\$ -	\$ -	\$ -	\$ 51,174
Mathematics (M)	\$ 1,532,134	\$ -	\$ 287,158	\$ 2,000	\$ 500	\$ -	\$ -	\$ 1,821,792
Media Services (M)	\$ -	\$ 25,692	\$ 8,854	\$ 21,649	\$ 47,540	\$ 2,151	\$ -	\$ 105,886
Medical Assisting (M)	\$ 143,205	\$ -	\$ 23,509	\$ 2,000	\$ -	\$ -	\$ -	\$ 168,714
MPC Education Center (M)	\$ -	\$ 79,760	\$ 48,272	\$ 7,908	\$ 85,200	\$ -	\$ -	\$ 221,140
MPC Public Safety Training Ctr	\$ 94,284	\$ 51,228	\$ 41,866	\$ -	\$ 46,500	\$ -	\$ -	\$ 233,878
MPCTA Faculty Reassigned Time	\$ 14,541	\$ -	\$ 2,833	\$ -	\$ -	\$ -	\$ -	\$ 17,374
Music (M)	\$ 129,728	\$ 2,279	\$ 25,273	\$ 4,000	\$ 7,884	\$ -	\$ -	\$ 169,164
Nutrition	\$ 78,228	\$ -	\$ 15,239	\$ 500	\$ -	\$ -	\$ -	\$ 93,967

**UNRESTRICTED GENERAL FUND DETAIL - BY COST CENTER**

**2018-19 Final Budget**

<b>Cost Centers (Departments)</b>	<b>Academic Salaries</b>	<b>Classified Salaries</b>	<b>Benefits</b>	<b>Supplies &amp; Materials</b>	<b>Services &amp; Operating</b>	<b>Equipment</b>	<b>Transfers Out</b>	<b>Grand Total</b>
Office of the Superintendent/P	\$ 213,472	\$ 164,793	\$ 96,293	\$ 5,300	\$ 249,326	\$ -	\$ -	\$ 729,184
Office of VP of Academic Affai	\$ 188,997	\$ 83,368	\$ 54,850	\$ 7,500	\$ 35,000	\$ 350	\$ -	\$ 370,066
Office of VP of Admin Services	\$ 165,792	\$ 62,251	\$ 68,038	\$ 3,920	\$ 78,450	\$ -	\$ -	\$ 378,451
Office of VP of Adv	\$ 150,720	\$ -	\$ 41,391	\$ 2,000	\$ 8,750	\$ -	\$ -	\$ 202,861
Office of VP of Student Servic	\$ 173,328	\$ 136,836	\$ 76,720	\$ 7,481	\$ 16,436	\$ -	\$ -	\$ 410,801
Older Adult Program (M)	\$ 11,600	\$ -	\$ 2,561	\$ -	\$ 4,800	\$ -	\$ -	\$ 18,961
Ornamental Horticulture (M)	\$ 18,750	\$ -	\$ 1,490	\$ 700	\$ -	\$ -	\$ -	\$ 20,940
Dean of Inst, Lib, LR, & Online	\$ 145,872	\$ 178,834	\$ 102,165	\$ 450	\$ 1,700	\$ -	\$ -	\$ 429,021
Philosophy (M)	\$ 148,051	\$ -	\$ 26,730	\$ -	\$ -	\$ -	\$ -	\$ 174,781
Physical Education (M)	\$ 221,311	\$ -	\$ 43,459	\$ 3,317	\$ 500	\$ -	\$ -	\$ 268,588
Physical Fitness (M)	\$ 453,465	\$ 15,865	\$ 88,843	\$ 524	\$ 11,065	\$ -	\$ -	\$ 569,761
Physics/Astronomy (M)	\$ 192,016	\$ 83,912	\$ 56,644	\$ 3,500	\$ -	\$ -	\$ -	\$ 336,072
Plant Services (M)	\$ -	\$ 51,948	\$ 17,902	\$ 2,000	\$ 33,441	\$ -	\$ -	\$ 105,291
Political Science (M)	\$ 140,165	\$ -	\$ 27,305	\$ 200	\$ -	\$ -	\$ -	\$ 167,669
Print Shop (M)	\$ -	\$ 47,436	\$ 16,347	\$ 15,000	\$ 136,803	\$ -	\$ -	\$ 215,586
Psychology (M)	\$ 294,844	\$ -	\$ 47,574	\$ 200	\$ -	\$ -	\$ -	\$ 342,618
Public Information Office (PIO)	\$ -	\$ 96,144	\$ 33,133	\$ 33,541	\$ 375,990	\$ -	\$ -	\$ 538,808
Reading Center (M)	\$ 15,000	\$ 142,398	\$ 19,522	\$ 400	\$ -	\$ -	\$ -	\$ 177,320
Real Estate (M)	\$ 17,500	\$ -	\$ 3,410	\$ -	\$ -	\$ -	\$ -	\$ 20,910
Retirement Incentive	\$ -	\$ -	\$ 164,140	\$ -	\$ -	\$ -	\$ -	\$ 164,140
School of Nursing (M)	\$ -	\$ 114,972	\$ 85,778	\$ 4,836	\$ 463,814	\$ 600	\$ -	\$ 670,000
School of Nursing-Campus (M)	\$ 99,807	\$ -	\$ 13,676	\$ -	\$ -	\$ -	\$ -	\$ 113,483
Sociology (M)	\$ 119,438	\$ -	\$ 22,930	\$ 250	\$ -	\$ -	\$ -	\$ 142,618
Speech/Communication (M)	\$ 184,940	\$ -	\$ 41,708	\$ -	\$ -	\$ -	\$ -	\$ 226,649
Student Employment (M)	\$ -	\$ 42,126	\$ 14,517	\$ 700	\$ -	\$ -	\$ -	\$ 57,343
Student Financial Services (M)	\$ -	\$ 326,602	\$ 227,943	\$ 3,500	\$ 65,772	\$ -	\$ -	\$ 623,817
Supportive Services -Special C	\$ 289,872	\$ -	\$ 125,701	\$ -	\$ -	\$ -	\$ -	\$ 415,573
Theatre Arts (M)	\$ 161,928	\$ 183,596	\$ 89,707	\$ 13,940	\$ 300	\$ -	\$ -	\$ 449,471
Warehouse (M)	\$ -	\$ 41,460	\$ 14,288	\$ 3,000	\$ 80,000	\$ -	\$ -	\$ 138,748
Womens Studies (M)	\$ 110,657	\$ -	\$ 19,502	\$ 100	\$ -	\$ -	\$ -	\$ 130,259
World Languages (M)	\$ 593,929	\$ 3,500	\$ 113,569	\$ 500	\$ -	\$ -	\$ -	\$ 711,498
<b>Totals</b>	<b>\$ 15,226,521</b>	<b>\$ 7,193,582</b>	<b>\$14,067,656</b>	<b>\$ 473,474</b>	<b>\$ 6,171,098</b>	<b>\$ 168,656</b>	<b>\$ 169,583</b>	<b>\$ 43,470,570</b>

5 Year Revenue Budget & Actual History - Unrestricted General Fund											
		FY 2012-13		FY 2013-14		FY 2014-15		FY 2015-16		FY 2016-17	
Object	Object Name	Revised Budget	Actuals	Revised Budget	Actuals	Revised Budget	Actuals	Revised Budget	Actuals	Revised Budget	Actuals
8100	Federal Revenue	\$ 10,700	\$ 3,041	\$ 10,700	\$ 5,817	\$ 10,700	\$ 12,431	\$ 11,000	\$ 2,349	\$ 11,300	\$ 12,148
	<b>Total Federal Revenues</b>	\$ 10,700	\$ 3,041	\$ 10,700	\$ 5,817	\$ 10,700	\$ 12,431	\$ 11,000	\$ 2,349	\$ 11,300	\$ 12,148
8600	State Revenues - General	\$ 1,025,626	\$ 6,305,204	\$ 5,883,525	\$ 5,102,254	\$ 5,927,595	\$ 5,956,451	\$ 12,361,541	\$ 8,452,444	\$ 7,566,416	\$ 5,144,407
8610	State Revenues - Apportionment	\$ 19,104,397	\$ 7,891,938	\$ 12,246,457	\$ 11,939,230	\$ 11,716,186	\$ 10,022,505	\$ 10,332,694	\$ 10,436,162	\$ 10,942,853	\$ 10,942,853
8690	State Revenues - STRS	\$ -	\$ -	\$ -	\$ -	\$ -	\$ -	\$ -	\$ 930,142	\$ 1,384,930	\$ 1,384,930
8699	State Revenues - Other	\$ -	\$ 7,455	\$ -	\$ -	\$ -	\$ 400	\$ -	\$ -	\$ 41,211	\$ 41,211
	<b>Total State Revenues</b>	\$ 20,130,023	\$ 14,204,596	\$ 18,129,982	\$ 17,041,484	\$ 17,643,781	\$ 15,979,356	\$ 22,694,235	\$ 19,818,748	\$ 19,935,410	\$ 17,513,401
8800	Local Revenue - General	\$ 15,947,048	\$ 19,993,928	\$ 17,928,415	\$ 19,581,259	\$ 17,733,785	\$ 20,568,366	\$ 18,979,000	\$ 23,053,270	\$ 24,041,459	\$ 25,116,846
8860	Local Revenue - Interest	\$ -	\$ 9,182	\$ -	\$ 38,058	\$ -	\$ 25,549	\$ -	\$ -	\$ -	\$ 114,356
8890	Local Revenue - Other	\$ -	\$ 4,541	\$ -	\$ 11,668	\$ -	\$ 100	\$ -	\$ -	\$ -	\$ -
	<b>Total Local Revenues</b>	\$ 15,947,048	\$ 20,007,651	\$ 17,928,415	\$ 19,630,985	\$ 17,733,785	\$ 20,594,015	\$ 18,979,000	\$ 23,053,270	\$ 24,041,459	\$ 25,231,201
8900	Transfers In	\$ 2,055,231	\$ 2,055,231	\$ 2,545,302	\$ 2,545,302	\$ 2,641,207	\$ 1,400,000	\$ -	\$ -	\$ 2,031,765	\$ 2,031,765
	<b>Total Transfers In</b>	\$ 2,055,231	\$ 2,055,231	\$ 2,545,302	\$ 2,545,302	\$ 2,641,207	\$ 1,400,000	\$ -	\$ -	\$ 2,031,765	\$ 2,031,765
	<b>Total Revenues &amp; Transfers In</b>	\$ 38,143,002	\$ 36,270,519	\$ 38,614,399	\$ 39,223,588	\$ 38,029,473	\$ 37,985,803	\$ 41,684,235	\$ 42,874,367	\$ 46,019,934	\$ 44,788,515



		5 Year Expenditure Budget & Actual History - Unrestricted General Fund									
		FY 2012-13		FY 2013-14		FY 2014-15		FY 2015-16		FY 2016-17	
Object	Object Name	Revised Budget	Actuals	Revised Budget	Actuals	Revised Budget	Actuals	Revised Budget	Actuals	Revised Budget	Actuals
1100	Instructor Salaries, Regular	\$ 6,079,625	\$ 6,060,460	\$ 6,140,547	\$ 6,279,451	\$ 6,567,610	\$ 6,497,577	\$ 7,241,282	\$ 6,774,170	\$ 7,189,900	\$ 6,911,039
1200	Non-instructional Salaries, Re	\$ 2,647,925	\$ 2,631,773	\$ 2,806,470	\$ 2,772,327	\$ 2,780,129	\$ 2,512,622	\$ 2,667,650	\$ 2,692,786	\$ 2,919,034	\$ 2,866,581
1300	Instructional Salaries, Other	\$ 5,049,536	\$ 4,993,437	\$ 5,072,605	\$ 5,417,118	\$ 4,999,667	\$ 5,113,779	\$ 5,061,593	\$ 5,344,279	\$ 5,176,701	\$ 5,223,754
1400	Non-instructional Salaries, Ot	\$ 266,440	\$ 279,079	\$ 328,489	\$ 295,638	\$ 202,173	\$ 220,548	\$ 279,137	\$ 311,073	\$ 309,486	\$ 244,821
	<b>Total Academic Salaries</b>	<b>\$ 14,043,526</b>	<b>\$ 13,964,749</b>	<b>\$ 14,348,111</b>	<b>\$ 14,764,534</b>	<b>\$ 14,549,579</b>	<b>\$ 14,344,526</b>	<b>\$ 15,249,662</b>	<b>\$ 15,122,308</b>	<b>\$ 15,595,121</b>	<b>\$ 15,246,195</b>
2100	Non-instructional Salaries, Re	\$ 5,951,151	\$ 5,811,131	\$ 5,878,354	\$ 5,684,255	\$ 5,534,997	\$ 5,460,904	\$ 5,948,941	\$ 5,411,630	\$ 5,835,739	\$ 5,410,179
2200	Instructional Aides, Regular,	\$ 802,222	\$ 791,944	\$ 873,063	\$ 857,062	\$ 774,784	\$ 746,428	\$ 758,753	\$ 777,938	\$ 794,952	\$ 744,600
2300	Non-instructional, Other than	\$ 248,546	\$ 399,260	\$ 360,407	\$ 393,321	\$ 238,285	\$ 340,296	\$ 272,253	\$ 361,965	\$ 265,848	\$ 464,586
2400	Instructional Aides, Other tha	\$ 647,621	\$ 592,960	\$ 667,232	\$ 629,432	\$ 538,087	\$ 533,260	\$ 533,511	\$ 551,723	\$ 577,844	\$ 585,137
	<b>Total Classified Salaries</b>	<b>\$ 7,649,540</b>	<b>\$ 7,595,295</b>	<b>\$ 7,779,056</b>	<b>\$ 7,564,071</b>	<b>\$ 7,086,153</b>	<b>\$ 7,080,888</b>	<b>\$ 7,513,457</b>	<b>\$ 7,103,255</b>	<b>\$ 7,474,383</b>	<b>\$ 7,204,502</b>
3110	STRS, Instructional (H M)	\$ 923,687	\$ 821,638	\$ 930,801	\$ 886,010	\$ 1,021,161	\$ 952,539	\$ 1,235,574	\$ 1,154,175	\$ 1,514,853	\$ 1,386,563
3120	STRS, Non-instructional (H M)	\$ 205,030	\$ 189,507	\$ 220,997	\$ 199,920	\$ 233,847	\$ 202,223	\$ 265,847	\$ 268,216	\$ 328,626	\$ 327,050
3210	PERS, Instructional (H M)	\$ 175,954	\$ 175,789	\$ 192,860	\$ 184,590	\$ 172,701	\$ 161,775	\$ 179,705	\$ 164,634	\$ 167,551	\$ 185,017
3220	PERS, Non-instructional (H M)	\$ 1,187,052	\$ 1,133,884	\$ 1,162,351	\$ 1,082,333	\$ 1,099,167	\$ 1,019,190	\$ 1,126,338	\$ 968,582	\$ 1,149,161	\$ 1,046,159
3310	OASDHI, Instructional (H M)	\$ 61,330	\$ 64,682	\$ 66,951	\$ 66,355	\$ 59,296	\$ 59,939	\$ 61,170	\$ 67,464	\$ 57,815	\$ 70,538
3320	OASDHI, Non-instructional (H M)	\$ 414,746	\$ 394,801	\$ 409,475	\$ 390,625	\$ 373,409	\$ 373,509	\$ 387,076	\$ 367,110	\$ 378,679	\$ 367,484
3330	Medicare, Instructional (H M)	\$ 175,260	\$ 169,125	\$ 181,772	\$ 187,815	\$ 181,963	\$ 179,634	\$ 182,529	\$ 191,028	\$ 191,046	\$ 191,691
3340	Medicare, Non-instructional (H)	\$ 131,254	\$ 127,988	\$ 134,859	\$ 129,509	\$ 125,862	\$ 120,957	\$ 125,567	\$ 129,518	\$ 128,419	\$ 129,873
3400	Health and Welfare (H M)	\$ 387,957	\$ 417,533	\$ 413,718	\$ 5,374,163	\$ 5,543,899	\$ 5,490,758	\$ 5,750,264	\$ 5,732,749	\$ 6,299,080	\$ 6,282,810
3510	Unemployment, Instructional (H)	\$ 139,471	\$ 135,082	\$ 59,694	\$ 6,567	\$ 6,431	\$ 6,426	\$ 6,472	\$ 6,713	\$ 12,670	\$ 6,733
3520	Unemployment, Non-instructiona	\$ 102,886	\$ 99,234	\$ 5,886	\$ 3,908	\$ 4,610	\$ 3,957	\$ 4,490	\$ 4,239	\$ 7,042	\$ 4,434
3600	Workers Compensation (H M)	\$ -	\$ (407,083)	\$ -	\$ (343,689)	\$ -	\$ (379,888)	\$ -	\$ (356,412)	\$ -	\$ (340,310)
3610	Workers Compensation, Instruct	\$ 381,836	\$ 374,814	\$ 387,424	\$ 396,414	\$ 386,463	\$ 386,790	\$ 387,522	\$ 404,032	\$ 402,628	\$ 400,982
3620	Workers Compensation, Non-inst	\$ 283,650	\$ 276,306	\$ 286,466	\$ 276,621	\$ 268,667	\$ 259,198	\$ 268,026	\$ 268,224	\$ 269,823	\$ 271,493
3900	Other Benefits (H M)	\$ (58,966)	\$ 55,437	\$ (11,828)	\$ 89,672	\$ 30,004	\$ 94,270	\$ 486,323	\$ 75,980	\$ 169,248	\$ 10,333
3910	Retiree Benefits, Instructiona	\$ -	\$ -	\$ -	\$ -	\$ -	\$ -	\$ -	\$ 837,127	\$ 916,115	\$ 916,115
3920	Retiree Benefits, Non-instruct	\$ -	\$ -	\$ -	\$ -	\$ -	\$ -	\$ -	\$ 93,015	\$ 468,815	\$ 468,815
	<b>Total Benefits</b>	<b>\$ 4,511,147</b>	<b>\$ 4,028,736</b>	<b>\$ 4,441,429</b>	<b>\$ 8,930,812</b>	<b>\$ 9,507,481</b>	<b>\$ 8,931,277</b>	<b>\$ 10,466,902</b>	<b>\$ 10,376,392</b>	<b>\$ 12,461,573</b>	<b>\$ 11,725,780</b>
4300	Instructional Supplies (H M)	\$ 233,059	\$ 218,840	\$ 238,230	\$ 50,285	\$ 197,405	\$ 48,145	\$ 184,553	\$ 170,195	\$ 197,108	\$ 191,401
4500	Non-instructional Supplies (M)	\$ 370,979	\$ 459,282	\$ 340,397	\$ 423,352	\$ 299,516	\$ 333,837	\$ 293,336	\$ 508,364	\$ 509,066	\$ 418,340
4700	Food (M)	\$ 3,720	\$ 3,729	\$ 3,774	\$ 3,339	\$ 4,766	\$ 4,719	\$ 6,993	\$ 5,688	\$ 9,743	\$ 6,042
	<b>Total Supplies &amp; Materials</b>	<b>\$ 607,758</b>	<b>\$ 681,851</b>	<b>\$ 582,401</b>	<b>\$ 476,977</b>	<b>\$ 501,687</b>	<b>\$ 386,701</b>	<b>\$ 484,883</b>	<b>\$ 684,246</b>	<b>\$ 715,917</b>	<b>\$ 615,783</b>
5100	Personal Services Contracts (H)	\$ 2,045,076	\$ 2,166,085	\$ 2,447,084	\$ 2,423,268	\$ 2,506,012	\$ 2,407,412	\$ 2,787,401	\$ 2,287,520	\$ 3,568,560	\$ 3,699,659
5200	Travel and Conference (H M)	\$ 134,691	\$ 128,827	\$ 158,270	\$ 145,893	\$ 135,933	\$ 94,919	\$ 148,774	\$ 137,390	\$ 132,943	\$ 151,831
5300	Dues and Memberships (H M)	\$ 168,576	\$ 174,359	\$ 173,516	\$ 167,592	\$ 177,767	\$ 174,280	\$ 177,951	\$ 175,157	\$ 92,496	\$ 90,798
5400	Insurance (H M)	\$ 351,099	\$ 433,208	\$ 345,484	\$ 387,887	\$ 382,258	\$ 428,669	\$ 402,430	\$ 412,916	\$ 305,250	\$ 340,939
5500	Utilities and Housekeeping Ser	\$ 1,238,647	\$ 1,245,154	\$ 1,282,073	\$ 1,189,639	\$ 1,392,816	\$ 1,064,472	\$ 1,310,173	\$ 1,019,481	\$ 1,035,511	\$ 1,251,224
5600	Rents, Leases, and Repairs (H)	\$ 608,962	\$ 596,021	\$ 624,480	\$ 526,331	\$ 636,415	\$ 622,902	\$ 731,779	\$ 694,393	\$ 731,938	\$ 670,979
5700	Legal, Election, and Audit Exp	\$ 117,400	\$ 89,008	\$ 227,400	\$ 267,204	\$ 240,721	\$ 351,823	\$ 250,761	\$ 225,806	\$ 451,678	\$ 482,655
5800	Other Services and Expenses (H)	\$ 440,596	\$ 323,013	\$ 456,981	\$ 358,258	\$ 326,162	\$ 172,493	\$ 1,564,681	\$ 665,631	\$ 554,538	\$ 166,195
	<b>Total Services &amp; Operating</b>	<b>\$ 5,105,047</b>	<b>\$ 5,155,676</b>	<b>\$ 5,715,289</b>	<b>\$ 5,466,073</b>	<b>\$ 5,798,084</b>	<b>\$ 5,316,970</b>	<b>\$ 7,373,950</b>	<b>\$ 5,618,295</b>	<b>\$ 6,872,913</b>	<b>\$ 6,854,280</b>
6200	Building Improvements (H M)	\$ 27,301	\$ 27,595	\$ 27,601	\$ 23,908	\$ 25,394	\$ 24,740	\$ 26,924	\$ 24,535	\$ 29,836	\$ 18,612
6300	Library Books (H M)	\$ 129,500	\$ 98,495	\$ 61,500	\$ 59,481	\$ 98,000	\$ 81,605	\$ 70,000	\$ 66,423	\$ 95,000	\$ 78,600
6400	Capital Equipment, New (M)	\$ 27,255	\$ 61,309	\$ 58,071	\$ 50,305	\$ 134,614	\$ 163,325	\$ 356,912	\$ 411,086	\$ 83,079	\$ 102,059
	<b>Total Equipment</b>	<b>\$ 184,056</b>	<b>\$ 187,399</b>	<b>\$ 147,172</b>	<b>\$ 133,693</b>	<b>\$ 258,008</b>	<b>\$ 269,670</b>	<b>\$ 453,836</b>	<b>\$ 502,044</b>	<b>\$ 207,915</b>	<b>\$ 199,271</b>
7300	Interfund Transfers-Out (M)	\$ 6,041,929	\$ 5,917,263	\$ 5,581,775	\$ 1,896,559	\$ 328,481	\$ 1,328,481	\$ 146,600	\$ 925,220	\$ 1,169,583	\$ 1,600,648
7500	Student Financial Aid Payment	\$ -	\$ -	\$ -	\$ -	\$ -	\$ 286	\$ -	\$ -	\$ -	\$ -
7600	Other Payments to Students (M)	\$ -	\$ 1,795	\$ -	\$ -	\$ -	\$ -	\$ -	\$ -	\$ -	\$ -
	<b>Total Transfers Out</b>	<b>\$ 6,041,929</b>	<b>\$ 5,919,058</b>	<b>\$ 5,581,775</b>	<b>\$ 1,896,559</b>	<b>\$ 328,481</b>	<b>\$ 1,328,767</b>	<b>\$ 146,600</b>	<b>\$ 925,220</b>	<b>\$ 1,169,583</b>	<b>\$ 1,600,648</b>
	<b>Total Expenditures &amp; Transfers Out</b>	<b>\$ 38,143,002</b>	<b>\$ 37,532,763</b>	<b>\$ 38,595,233</b>	<b>\$ 39,232,719</b>	<b>\$ 38,029,473</b>	<b>\$ 37,658,799</b>	<b>\$ 41,689,289</b>	<b>\$ 40,331,761</b>	<b>\$ 44,497,406</b>	<b>\$ 43,446,460</b>

## RESTRICTED GENERAL FUND SUMMARY

### 2018-19 Final Budget

Description	2016-17 Actuals	2017-18 Revised Budget	2018-19 Tentative Budget	2018-19 Final Budget
<b>Revenues</b>				
Federal Revenue	\$ 2,706,956	\$ 2,761,083	\$ 1,796,760	\$ 1,796,760
State Revenue	9,812,402	8,400,936	5,802,596	5,797,981
Local Revenue	707,982	1,411,915	1,043,566	1,245,041
Transfers In	57,113	-	-	-
<b>Total Revenues &amp; Transfers</b>	<b>\$ 13,284,452</b>	<b>\$ 12,573,934</b>	<b>\$ 8,642,922</b>	<b>\$ 8,839,782</b>
<b>Expenditures</b>				
Academic Salaries	\$ 2,051,239	\$ 2,639,399	\$ 2,176,850	\$ 2,183,950
Classified Salaries	1,884,094	2,200,917	1,772,781	1,772,781
Benefits	1,340,260	1,864,832	1,693,586	1,701,988
Supplies & Materials	431,876	604,560	298,318	305,630
Services & Operating	5,601,216	2,721,121	1,657,635	1,787,248
Equipment	817,246	947,756	196,545	240,978
Transfers Out	1,158,521	1,595,359	847,207	847,207
<b>Total Expenditures &amp; Transfers</b>	<b>\$ 13,284,452</b>	<b>\$ 12,573,944</b>	<b>\$ 8,642,922</b>	<b>\$ 8,839,782</b>
<b>Surplus/(Deficit)</b>	<b>\$ 1</b>	<b>\$ (10)</b>	<b>\$ 0</b>	<b>\$ -</b>

RESTRICTED GENERAL FUND DETIAL								
2018-19 Final Budget								
Object	Object Name	Account	Account Name	2016-17 Actuals	2017-18 Revised Budget	2018-19 Tentative Budget	2018-19 Final Budget	
8100	Federal Revenues (M)	8105	VA Report Fee	-	1,540	-	-	-
		8110	VTEA	129,963	162,396	57,975	57,975	
		8113	College Readiness(TRIO)	269,021	303,227	311,357	311,357	
		8115	Federal Work Study	155,861	151,539	136,838	136,838	
		8116	Upward Bound	435,298	400,107	419,110	419,110	
		8118	Child Dev Consortium Grant	7,874	15,350	10,000	10,000	
		8122	Math Science	432,206	480,379	421,484	421,484	
		8126	Federal grant	1,175,650	1,167,485	398,942	398,942	
		8152	Tech Prep	60,028	41,592	-	-	
		8153	TANF	41,056	37,468	41,054	41,054	
			<b>8110 - Total</b>	<b>2,706,956</b>	<b>2,761,083</b>	<b>1,796,760</b>	<b>1,796,760</b>	
			<b>Total Federal Revenues</b>	<b>2,706,956</b>	<b>2,761,083</b>	<b>1,796,760</b>	<b>1,796,760</b>	
8600	State Revenues (M)	8604	State Grant/State Project Fun	4,708,435	2,050,585	1,262,481	1,392,064	
		8610	Matriculation	1,781,513	2,945,527	1,832,873	1,841,275	
		8618	Block Grant (Instructional)	565,527	436,468	57,678	57,678	
		8621	Enrollment Fee Admin Allowa	247,771	355,864	373,604	373,604	
		8622	Basic Skills	37,894	310,743	-	-	
		8626	Assoc Degree Nursing - RN Prc	142,426	142,600	142,600	-	
		8628	UCSC Access Program	7,678	9,000	9,000	9,000	
		8629	State One Time Grants	-	-	-	-	
		8659	Instructional Material - Trail	2,356	-	-	-	
		8665	Lottery	323,349	-	-	-	
			<b>8600 - Total</b>	<b>7,816,949</b>	<b>6,250,786</b>	<b>3,678,236</b>	<b>3,673,621</b>	
8620	Categorical Apportionment (M)	8608	Supportive Services (DSP&S)	669,929	698,557	698,557	698,557	
		8609	EOPS	942,356	1,060,628	1,021,743	1,021,743	
		8642	CalWorks	205,495	162,035	207,713	207,713	
		8692	CARE	145,255	151,347	151,347	151,347	
			<b>8620 - Total</b>	<b>1,963,035</b>	<b>2,072,567</b>	<b>2,079,360</b>	<b>2,079,360</b>	
8690	State Revenue (M H)	8616	Faculty & Staff Diversity	32,417	77,583	45,000	45,000	
		8697	CalSTRS on behalf pymts	-	-	-	-	
			<b>8690 - Total</b>	<b>32,417</b>	<b>77,583</b>	<b>45,000</b>	<b>45,000</b>	
			<b>Total State Revenues</b>	<b>9,812,402</b>	<b>8,400,936</b>	<b>5,802,596</b>	<b>5,797,981</b>	
8800	Local Revenues (M)	8808	Material Fee - Fashion crse	875	2,000	-	-	
		8809	Lottery	-	239,394	239,394	239,394	
		8812	Course Material Fee	5,194	8,757	8,757	8,757	
		8828	Health Services	152,924	519,670	303,626	303,626	
		8833	College Center Planning Acco	-	-	-	-	
		8835	Application Fee for facility p	1,200	-	-	-	
		8851	Hospitality Course fee	9,667	7,500	7,500	7,500	
		8852	Rental of Facilities	17,667	180,000	180,000	180,000	
		8862	Library (GoPrint/Xerox)	23,771	30,000	30,000	30,000	
		8880	Fire Training Course Fee	142,038	190,200	-	218,000	
		8889	Library Fines/Dues	9,666	15,834	-	-	
		8898	Local Grant	344,981	218,560	274,289	257,764	
			<b>8800 - Total</b>	<b>707,982</b>	<b>1,411,915</b>	<b>1,043,566</b>	<b>1,245,041</b>	
			<b>Total Local Revenues</b>	<b>707,982</b>	<b>1,411,915</b>	<b>1,043,566</b>	<b>1,245,041</b>	
8900	Other Revenue (M)	8984	EOPS District share	57,113	-	-	-	
		8986	Unrestricted H&W	-	-	-	-	

RESTRICTED GENERAL FUND DETAIL							
2018-19 Final Budget							
Object	Object Name	Account	Account Name	2016-17 Actuals	2017-18 Revised Budget	2018-19 Tentative Budget	2018-19 Final Budget
			<b>8900 - Total</b>	<b>57,113</b>	-	-	-
			Total Transfers In	57,113	-	-	-
			<b>Total Revenues &amp; Transfers In</b>	<b>10,577,496</b>	<b>9,812,851</b>	<b>6,846,162</b>	<b>7,043,022</b>
1100	Instructor Salaries, Regular	1101	Teaching	38,917	40,835	-	-
		1135	Faculty - Temporary	-	-	-	-
		1175	Temporary Teaching	-	-	-	-
			<b>1100 - Total</b>	<b>38,917</b>	<b>40,835</b>	-	-
1200	Non-instructional Salaries, Re	1202	Non-Teaching Executives	-	89,748	-	-
		1203	Non-Teaching Deans	365,097	634,901	604,082	604,082
		1215	Counselors	867,939	1,281,832	1,266,833	1,266,833
		1235	Reassigned time	166,993	-	-	-
		1240	Librarians	-	65,867	-	-
			<b>1200 - Total</b>	<b>1,400,029</b>	<b>2,072,349</b>	<b>1,870,915</b>	<b>1,870,915</b>
1300	Instructional Salaries, Other	1301	Hourly Teaching - Fall/Spring	6,901	9,829	-	7,100
		1302	Hourly Teaching - Early Spring	-	-	-	-
		1303	Hourly Teaching - Summer	19,380	17,825	12,000	12,000
		1304	Hourly Teaching - Substitutes	2,325	-	-	-
		1326	Hourly Teaching - Flex Time	493	503	-	-
		1335	Hourly instructional - contrac	8,054	4,041	-	-
			<b>1300 - Total</b>	<b>37,152</b>	<b>32,197</b>	<b>12,000</b>	<b>19,100</b>
1400	Non-instructional Salaries, Ot	1401	Hourly Non-Teaching-Fall/Spr	411,301	324,987	229,254	229,254
		1402	Hourly Non-Teaching - Early Sp	29,315	19,948	26,522	26,522
		1403	Hourly Non-Teaching - Summe	117,593	138,582	38,159	38,159
		1406	Hourly Non-Teaching - Profess	-	-	-	-
		1435	hourly non-instructional - con	16,932	10,500	-	-
			<b>1400 - Total</b>	<b>575,141</b>	<b>494,018</b>	<b>293,935</b>	<b>293,935</b>
			<b>Total Academic Salaries</b>	<b>2,051,239</b>	<b>2,639,399</b>	<b>2,176,850</b>	<b>2,183,950</b>
2100	Non-instructional Salaries, Re	2101	Non-Instructional Classified	685,378	976,675	990,726	990,726
		2102	Managers	-	52,193	43,928	43,928
		2110	Accrued Vacation Payoff	9,598	-	-	-
		2114	NI Classified - Educational Inc	1,005	22,252	-	-
		2201	Instructional Aid	-	-	42,276	42,276
		2306	Hourly Temporary	(5,708)	-	-	-
			<b>2100 - Total</b>	<b>690,273</b>	<b>1,051,119</b>	<b>1,076,930</b>	<b>1,076,930</b>
2300	Non-instructional, Other than	2301	Hourly Part-Time Permanent	15,857	16,238	16,401	16,401
		2302	Hourly Student Help	398,170	249,177	216,776	216,776
		2303	Hourly Overtime	6,531	1,040	831	831
		2304	Hourly Professional Expert	312,082	293,753	144,681	144,681
		2306	Hourly Temporary	167,698	140,143	59,402	59,402
		2308	Hourly Substitutes	23,632	21,578	2,169	2,169
		2312	Overtime Abatement	144	-	119	119
			<b>2300 - Total</b>	<b>924,112</b>	<b>721,929</b>	<b>440,379</b>	<b>440,379</b>
2400	Instructional Aides, Other tha	2401	Student Help	79,730	97,367	58,142	58,142
		2402	Hourly, Part Time - Permanen	95,078	110,123	109,331	109,331
		2403	Professional Experts	46,073	125,222	47,324	47,324
		2404	Hourly Temporary	45,886	95,157	40,675	40,675
		2405	Summer	-	-	-	-
		2408	Hourly substitute	412	-	-	-
		2411	Vacation Pavoff	830	-	-	-

**RESTRICTED GENERAL FUND DETIAL**

**2018-19 Final Budget**

Object	Object Name	Account	Account Name	2016-17 Actuals	2017-18 Revised Budget	2018-19 Tentative Budget	2018-19 Final Budget
		2414	Inst Hrly Pt - Educ Incentive	1,700	-	-	-
		2415	Compensatory Time Pay Off	-	-	-	-
			<b>2400 - Total</b>	<b>269,709</b>	<b>427,869</b>	<b>255,472</b>	<b>255,472</b>
			<b>Total Classified Salaries</b>	<b>1,884,094</b>	<b>2,200,917</b>	<b>1,772,781</b>	<b>1,772,781</b>
3110	STRS, Instructional (H M)	1101	Teaching	4,896	5,892	-	-
		1301	Hourly Teaching - Fall/Spring	868	1,636	-	-
		1302	Hourly Teaching - Early Spring	-	-	-	-
		1303	Hourly Teaching - Summer	2,501	2,572	-	-
		1304	Hourly Teaching - Substitutes	292	-	-	-
		1326	Hourly Teaching - Flex Time	62	73	-	-
		1335	Hourly instructional - contrac	1,013	583	-	-
			<b>3110 - Total</b>	<b>9,632</b>	<b>10,756</b>	-	-
3120	STRS, Non-instructional (H M)	1202	Non-Teaching Executives	-	-	-	-
		1203	Non-Teaching Deans	45,753	89,790	42,189	42,189
		1215	Counselors	102,821	179,632	197,838	206,240
		1235	Reassigned time	21,008	-	-	-
		1240	Librarians	-	6,000	-	-
		1401	Hourly Non-Teaching-Fall/Spr	32,138	47,020	14,827	14,827
		1402	Hourly Non-Teaching - Early Sp	2,241	2,104	815	815
		1403	Hourly Non-Teaching - Summe	11,469	18,490	2,731	2,731
		1435	hourly non-instructional - con	2,130	1,135	-	-
		2404	Hourly Temporary	-	1,288	-	-
			<b>3120 - Total</b>	<b>217,561</b>	<b>345,459</b>	<b>258,400</b>	<b>266,802</b>
3210	PERS, Instructional (H M)	2401	Student Help	-	1	-	-
		2402	Hourly, Part Time - Permanen	5,371	5,248	5,988	5,988
		2403	Professional Experts	-	-	-	-
		2404	Hourly Temporary	628	6,073	3,809	3,809
		2405	Summer	-	-	-	-
		2414	Inst Hrly Pt - Educ Incentive	-	-	-	-
			<b>3210 - Total</b>	<b>5,999</b>	<b>11,322</b>	<b>9,797</b>	<b>9,797</b>
3220	PERS, Non-instructional (H M)	1202	Non-Teaching Executives	-	13,939	-	-
		1203	Non-Teaching Deans	-	-	62,302	62,302
		1215	Counselors	7,027	10,516	9,322	9,322
		1401	Hourly Non-Teaching-Fall/Spr	3,891	-	-	-
		1402	Hourly Non-Teaching - Early Sp	201	-	-	-
		1403	Hourly Non-Teaching - Summe	1,201	1,164	-	-
		2101	Non-Instructional Classified	124,436	210,046	236,949	236,949
		2102	Managers	-	11,760	11,009	11,009
		2110	Accrued Vacation Payoff	20	-	-	-
		2114	NI Classified - Educational Inc	112	1,018	-	-
		2201	Instructional Aid	-	-	10,595	10,595
		2301	Hourly Part-Time Permanent	2,228	3,659	4,110	4,110
		2304	Hourly Professional Expert	34,745	58,244	36,260	36,260
		2306	Hourly Temporary	1,993	98	-	-
		2308	Hourly Substitutes	384	1,053	-	-
			<b>3220 - Total</b>	<b>176,238</b>	<b>311,496</b>	<b>370,548</b>	<b>370,547</b>
3310	OASDHI, Instructional (H M)	1303	Hourly Teaching - Summer	-	-	-	-
		2110	Accrued Vacation Payoff	435	-	-	-

RESTRICTED GENERAL FUND DETIAL								
2018-19 Final Budget								
Object	Object Name	Account	Account Name	2016-17 Actuals	2017-18 Revised Budget	2018-19 Tentative Budget	2018-19 Final Budget	
		2402	Hourly, Part Time - Permanen	1,403	1,444	1,481	1,481	
		2403	Professional Experts	-	-	-	-	
		2404	Hourly Temporary	284	1,715	868	868	
		2405	Summer	-	-	-	-	
			<b>3310 - Total</b>	<b>2,122</b>	<b>3,159</b>	<b>2,349</b>	<b>2,349</b>	
3320	OASDHI, Non-instructional (H M)	1202	Non-Teaching Executives	-	5,564	-	-	
		1203	Non-Teaching Deans	-	-	21,386	21,386	
		1215	Counselors	2,451	4,150	3,200	3,200	
		1401	Hourly Non-Teaching-Fall/Spr	1,517	600	2,079	2,079	
		1402	Hourly Non-Teaching - Early Sg	202	338	297	297	
		1403	Hourly Non-Teaching - Summe	833	1,185	597	597	
		2101	Non-Instructional Classified	41,159	59,389	58,618	58,618	
		2102	Managers	-	3,236	2,724	2,724	
		2110	Accrued Vacation Payoff	141	-	-	-	
		2114	NI Classified - Educational Inc	62	268	-	-	
		2201	Instructional Aid	-	-	2,621	2,621	
		2301	Hourly Part-Time Permanent	983	1,007	1,017	1,017	
		2302	Hourly Student Help	-	-	-	-	
		2303	Hourly Overtime	405	22	-	-	
		2304	Hourly Professional Expert	15,209	4,729	9,104	9,104	
		2306	Hourly Temporary	1,533	377	2,102	2,102	
		2308	Hourly Substitutes	164	421	-	-	
		2312	Overtime Abatement	9	-	-	-	
			<b>3320 - Total</b>	<b>64,668</b>	<b>81,286</b>	<b>103,744</b>	<b>103,745</b>	
3330	Medicare, Instructional (H M)	1101	Teaching	564	592	-	-	
		1301	Hourly Teaching - Fall/Spring	100	164	-	-	
		1302	Hourly Teaching - Early Spring	-	-	-	-	
		1303	Hourly Teaching - Summer	281	258	-	-	
		1304	Hourly Teaching - Substitutes	34	-	-	-	
		1326	Hourly Teaching - Flex Time	7	7	-	-	
		1335	Hourly instructional - contrac	117	59	-	-	
		2110	Accrued Vacation Payoff	102	-	-	-	
		2402	Hourly, Part Time - Permanen	1,385	1,597	1,585	1,585	
		2403	Professional Experts	660	2,953	686	686	
		2404	Hourly Temporary	668	1,151	660	660	
		2405	Summer	-	-	-	-	
		2408	Hourly substitute	6	-	-	-	
		2411	Vacation Payoff	12	-	-	-	
		2414	Inst Hrly Pt - Educ Incentive	25	-	-	-	
			<b>3330 - Total</b>	<b>3,961</b>	<b>6,781</b>	<b>2,931</b>	<b>2,931</b>	
3340	Medicare, Non-instructional (H	1202	Non-Teaching Executives	-	1,301	-	-	
		1203	Non-Teaching Deans	5,209	9,280	8,759	8,759	
		1215	Counselors	12,545	18,798	18,369	18,369	
		1235	Reassigned time	1,077	-	-	-	
		1240	Librarians	-	1,500	-	-	
		1401	Hourly Non-Teaching-Fall/Spr	5,972	6,471	2,052	2,052	
		1402	Hourly Non-Teaching - Early Sg	425	268	98	98	
		1403	Hourly Non-Teaching - Summe	1,677	2,254	109	109	

RESTRICTED GENERAL FUND DETIAL							
2018-19 Final Budget							
Object	Object Name	Account	Account Name	2016-17 Actuals	2017-18 Revised Budget	2018-19 Tentative Budget	2018-19 Final Budget
		1406	Hourly Non-Teaching - Profess	-	-	-	-
		1435	hourly non-instructional - con	245	152	-	-
		2101	Non-Instructional Classified	9,898	13,875	13,709	13,709
		2102	Managers	-	757	637	637
		2110	Accrued Vacation Payoff	38	-	-	-
		2114	NI Classified - Educational Inc	15	63	-	-
		2201	Instructional Aid	-	-	613	613
		2301	Hourly Part-Time Permanent	230	235	238	238
		2302	Hourly Student Help	5	-	-	-
		2303	Hourly Overtime	99	15	12	12
		2304	Hourly Professional Expert	4,525	23,317	2,098	2,098
		2306	Hourly Temporary	2,315	2,091	862	862
		2308	Hourly Substitutes	343	315	31	31
		2312	Overtime Abatement	2	-	2	2
			<b>3340 - Total</b>	<b>44,620</b>	<b>80,691</b>	<b>47,589</b>	<b>47,589</b>
3400	Health and Welfare (H M)	3450	Health and Welfare Pymt	701,564	923,926	834,756	834,756
			<b>3400 - Total</b>	<b>701,564</b>	<b>923,926</b>	<b>834,756</b>	<b>834,756</b>
3510	Unemployment, Instructional (H	1101	Teaching	19	20	-	-
		1301	Hourly Teaching - Fall/Spring	3	6	-	-
		1302	Hourly Teaching - Early Spring	-	-	-	-
		1303	Hourly Teaching - Summer	10	9	-	-
		1304	Hourly Teaching - Substitutes	1	-	-	-
		1335	Hourly instructional - contrac	4	2	-	-
		2110	Accrued Vacation Payoff	4	-	-	-
		2402	Hourly, Part Time - Permanen	48	55	55	55
		2403	Professional Experts	23	141	24	24
		2404	Hourly Temporary	23	234	23	23
		2408	Hourly substitute	0	-	-	-
		2414	Inst Hrly Pt - Educ Incentive	1	-	-	-
			<b>3510 - Total</b>	<b>136</b>	<b>467</b>	<b>102</b>	<b>102</b>
3520	Unemployment, Non-instruction:	1202	Non-Teaching Executives	-	45	-	-
		1203	Non-Teaching Deans	180	314	302	302
		1215	Counselors	432	648	633	633
		1235	Reassigned time	83	-	-	-
		1240	Librarians	-	90	-	-
		1401	Hourly Non-Teaching-Fall/Spr	206	261	71	71
		1402	Hourly Non-Teaching - Early Sp	15	21	3	3
		1403	Hourly Non-Teaching - Summe	59	79	4	4
		1406	Hourly Non-Teaching - Profess	-	-	-	-
		1435	hourly non-instructional - con	8	5	-	-
		2101	Non-Instructional Classified	342	489	473	473
		2102	Managers	-	26	22	22
		2110	Accrued Vacation Payoff	1	-	-	-
		2114	NI Classified - Educational Inc	0	2	-	-
		2201	Instructional Aid	-	-	21	21
		2301	Hourly Part-Time Permanent	8	8	8	8
		2303	Hourly Overtime	3	0	-	-
		2304	Hourly Professional Expert	156	141	72	72

RESTRICTED GENERAL FUND DETIAL								
2018-19 Final Budget								
Object	Object Name	Account	Account Name	2016-17 Actuals	2017-18 Revised Budget	2018-19 Tentative Budget	2018-19 Final Budget	
		2306	Hourly Temporary	80	31	17	17	
		2308	Hourly Substitutes	12	11	1	1	
			<b>3520 - Total</b>	<b>1,586</b>	<b>2,171</b>	<b>1,627</b>	<b>1,627</b>	
3610	Workers Compensation, Instruct	1101	Teaching	1,168	694	-	-	
		1301	Hourly Teaching - Fall/Spring	207	193	-	-	
		1302	Hourly Teaching - Early Spring	-	-	-	-	
		1303	Hourly Teaching - Summer	563	459	-	-	
		1304	Hourly Teaching - Substitutes	70	-	-	-	
		1326	Hourly Teaching - Flex Time	15	9	-	-	
		1335	Hourly instructional - contrac	242	69	-	-	
		2110	Accrued Vacation Payoff	119	-	-	-	
		2401	Student Help	2,286	1,343	988	988	
		2402	Hourly, Part Time - Permanen	2,896	1,872	1,859	1,859	
		2403	Professional Experts	1,318	2,796	804	804	
		2404	Hourly Temporary	1,293	1,326	774	774	
		2405	Summer	-	-	-	-	
		2408	Hourly substitute	12	-	-	-	
		2414	Inst Hrly Pt - Educ Incentive	43	-	-	-	
			<b>3610 - Total</b>	<b>10,232</b>	<b>8,760</b>	<b>4,425</b>	<b>4,425</b>	
3620	Workers Compensation, Non-inst	1202	Non-Teaching Executives	-	1,526	-	-	
		1203	Non-Teaching Deans	10,944	10,807	10,269	10,269	
		1215	Counselors	26,038	22,040	21,536	21,536	
		1235	Reassigned time	5,010	-	-	-	
		1240	Librarians	-	1,500	-	-	
		1401	Hourly Non-Teaching-Fall/Spr	12,253	7,430	2,406	2,406	
		1402	Hourly Non-Teaching - Early Sp	879	331	115	115	
		1403	Hourly Non-Teaching - Summe	3,214	2,673	291	291	
		1406	Hourly Non-Teaching - Profess	-	-	-	-	
		1435	hourly non-instructional - con	508	179	-	-	
		2101	Non-Instructional Classified	20,585	16,443	16,073	16,073	
		2102	Managers	-	887	747	747	
		2110	Accrued Vacation Payoff	40	-	-	-	
		2114	NI Classified - Educational Inc	25	588	-	-	
		2201	Instructional Aid	-	-	719	719	
		2301	Hourly Part-Time Permanent	467	276	279	279	
		2302	Hourly Student Help	7,025	7,093	1,359	1,359	
		2303	Hourly Overtime	204	18	14	14	
		2304	Hourly Professional Expert	9,328	5,261	2,460	2,460	
		2306	Hourly Temporary	4,736	1,134	1,011	1,011	
		2308	Hourly Substitutes	682	370	37	37	
		2312	Overtime Abatement	4	-	2	2	
			<b>3620 - Total</b>	<b>101,942</b>	<b>78,557</b>	<b>57,317</b>	<b>57,318</b>	
3920	Retiree Benefits, Non-instruct	1285	Non Inst substitute	-	-	-	-	
			<b>3920 - Total</b>	<b>-</b>	<b>-</b>	<b>-</b>	<b>-</b>	
			<b>Total Benefits</b>	<b>1,340,260</b>	<b>1,864,832</b>	<b>1,693,586</b>	<b>1,701,988</b>	
4300	Insructional Supplies (H M)	4306	Fee Generated Art Supplies	5,194	5,000	5,000	5,000	
		4312	Instructional Program Materi	108,990	188,768	52,582	51,694	
		4325	Participant support supplies	-	-	-	-	
		4331	Subscription	-	-	-	-	



RESTRICTED GENERAL FUND DETIAL							
2018-19 Final Budget							
Object	Object Name	Account	Account Name	2016-17 Actuals	2017-18 Revised Budget	2018-19 Tentative Budget	2018-19 Final Budget
		4335	Computer Software (Upgrade	18,278	8,000	7,500	7,500
		4350	Books	16,835	6,187	1,000	1,000
			<b>4300 - Total</b>	<b>149,297</b>	<b>207,956</b>	<b>66,082</b>	<b>65,194</b>
4500	Non-instructional Supplies (M)	4503	Subscription	11,571	8,900	7,500	7,500
		4507	Unspecified	23,610	32,500	26,500	26,500
		4509	Unspecified	-	1,500	200	200
		4511	Printing (Blue Prints, Parking	22,375	19,079	9,329	11,329
		4514	graduation material	2,393	20,500	17,500	20,500
		4525	Office Supplies	128,825	195,476	97,448	100,948
		4528	Reference Material	579	-	27	27
		4540	State/County Health Require	-	400	400	400
		4553	Uniforms (Parking, Athletics)	11,602	29,752	800	800
		4556	Professional Reference Books	263	3,019	224	224
		4571	Equipment Repair Parts & Ma	-	-	-	-
		4590	Custodial Consumable Suppli	5,650	-	-	-
			<b>4500 - Total</b>	<b>206,868</b>	<b>311,126</b>	<b>159,928</b>	<b>168,428</b>
4700	Food (M)	4706	Food (Receptions, Special Eve	75,711	85,479	72,308	72,008
			<b>4700 - Total</b>	<b>75,711</b>	<b>85,479</b>	<b>72,308</b>	<b>72,008</b>
			<b>Total Supplies &amp; Materials</b>	<b>431,876</b>	<b>604,560</b>	<b>298,318</b>	<b>305,630</b>
5100	Personal Services Contracts (H	5109	Adult Education	579,741	-	-	-
		5110	Leadership - Monterey & Sant	106,161	-	-	-
		5111	AB 104 Adult Educ 16 17	528,204	-	-	-
		5114	Technical Assistance/Training	43,840	12,500	-	-
		5121	Fire Academy	2,075	-	-	-
		5122	CHOMP (Community Hospital	243,872	243,872	183,692	171,355
		5124	Program Consultant	225,442	274,888	93,755	93,755
		5126	South Bay	-	-	-	-
		5130	Occup. Educ. & Monterey,- Fir	-	-	-	-
		5139	Specialists/Workshops	3,500	13,500	7,000	7,000
		5145	Contract Services	732,894	280,298	447,394	467,894
		5165	School of Nursing Consultant	1,647	2,250	2,250	2,200
		5174	Temporary Service Agency	472	1,000	500	500
		5180	Contract Services (includes sc	109,644	198,687	155,000	155,000
			<b>5100 - Total</b>	<b>2,577,492</b>	<b>1,026,995</b>	<b>889,591</b>	<b>897,704</b>
5200	Travel and Conference (H M)	5202	Executive Contract Payroll Ex	104	200	-	-
		5203	Field Trips	79,130	46,401	58,920	58,920
		5204	Staff Candidate Travel Reimbi	1,000	18,000	5,000	5,000
		5220	Conference (Attendance & Re	394,826	454,638	276,758	272,258
		5221	Course Fee (Fire Training)	30,476	40,000	-	30,000
		5230	Mileage - Education Center	3,018	4,784	3,600	3,600
		5245	Part Supp-Stipends	54,525	73,508	10,000	10,000
		5246	Part Supp -Travel	51,770	44,010	13,000	13,000
		5247	Par Supp-Subsistence	77,550	38,330	22,800	22,800
		5248	Par Supp-Other	67,822	69,324	3,000	3,000
			<b>5200 - Total</b>	<b>760,220</b>	<b>789,195</b>	<b>393,078</b>	<b>418,578</b>
5300	Dues and Memberships (H M)	5306	Professional Organization/Se	7,091	750	900	900
		5325	Special Services	1,170	820	820	820
		5328	License Agreement	9,536	9,500	-	9,500

RESTRICTED GENERAL FUND DETAIL							
2018-19 Final Budget							
Object	Object Name	Account	Account Name	2016-17 Actuals	2017-18 Revised Budget	2018-19 Tentative Budget	2018-19 Final Budget
			<b>5300 - Total</b>	<b>17,797</b>	<b>11,070</b>	<b>1,720</b>	<b>11,220</b>
5400	Insurance (H M)	5401	Insurance (Deductibles, Stud)	468	1,044	500	500
		5409	Unknown	45,142	44,717	38,861	38,861
			<b>5400 - Total</b>	<b>45,610</b>	<b>45,761</b>	<b>39,361</b>	<b>39,361</b>
5500	Utilities and Housekeeping Ser	5505	Gasoline & Oil	4,058	6,000	-	6,000
		5528	Mobil Phone	136	150	-	-
			<b>5500 - Total</b>	<b>4,194</b>	<b>6,150</b>	<b>-</b>	<b>6,000</b>
5600	Rents, Leases, and Repairs (H	5602	Rental/Renewal	32,594	29,285	15,000	63,000
		5604	Vehicle Repair/Maintenance	632	6,500	-	6,500
		5605	Vehicle Rental	307	-	-	-
		5620	Maintenance Agreement	46,959	93,449	77,700	83,700
		5621	Computer Hardware Mainten	-	1,500	-	-
		5622	Computer Software Maintena	47,377	68,133	29,700	29,700
		5623	Technical Service/Support	396	4,000	4,000	4,000
		5630	Equipment Repair	9,965	9,944	-	15,000
		5637	Copier Equipment Lease	-	9,000	9,000	9,000
		5643	Computer Software License	-	-	-	-
			<b>5600 - Total</b>	<b>138,229</b>	<b>221,811</b>	<b>135,400</b>	<b>210,900</b>
5800	Other Services and Expenses (H	5802	Advertising	3,500	62,659	-	-
		5803	Athletics - Entry Fee	-	-	-	-
		5804	Miscellaneous/Other Expens	4,294	268,301	75,237	75,237
		5805	Postage/Bulk Mailing	2,686	53	-	-
		5813	Marketing	8,016	13,625	4,000	4,000
		5816	Special Events	17,242	17,500	8,500	8,500
		5831	PGUSD	1,136,641	-	-	-
		5832	MPUSD Pass Through	500,925	-	-	-
		5834	Indirect Cost	307,275	163,843	110,748	110,748
		5837	Guest Lecturer/Speaker	4,000	-	-	-
		5839	Other Services	35,219	47,714	-	-
		5840	General Institutional Conting	-	500	-	-
		5861	Washington State University	35,944	35,944	-	-
		5865	Marketing	-	-	-	-
		5879	refund/return of funds	1,932	10,000	-	5,000
			<b>5800 - Total</b>	<b>2,057,674</b>	<b>620,139</b>	<b>198,485</b>	<b>203,485</b>
			<b>Total Services &amp; Operating</b>	<b>5,601,216</b>	<b>2,721,121</b>	<b>1,657,635</b>	<b>1,787,248</b>
6100	Sites and Site Improvements (H	6104	Outdoor Structures & Fixture	-	-	-	-
			<b>6100 - Total</b>	<b>-</b>	<b>-</b>	<b>-</b>	<b>-</b>
6300	Library Books (H M)	6301	Library Materials	82,728	48,000	48,678	48,678
		6310	PC Software	21,985	-	-	-
			<b>6300 - Total</b>	<b>104,713</b>	<b>48,000</b>	<b>48,678</b>	<b>48,678</b>
6400	Capital Equipment, New (M)	6403	Equipment- Replacement	33,542	2,512	1,000	1,000
		6404	Equipment Purchase - New	69,840	38,189	7,800	7,800
		6405	Instructional Equipment - Nev	347,359	675,699	135,000	160,000
		6408	Network Hardware	79,516	-	-	-
		6409	PC Hardware - Instructional -	286	-	500	500
		6410	Instructional Equipment - Rep	166,985	155,905	3,567	3,000
		6413	ClassRoom Furniture (05-06)	-	1,452	-	-
		6425	Non-Instructional Equipment	15,005	26,000	-	20,000

**RESTRICTED GENERAL FUND DETIAL**

**2018-19 Final Budget**

Object	Object Name	Account	Account Name	2016-17 Actuals	2017-18 Revised Budget	2018-19 Tentative Budget	2018-19 Final Budget
			<b>6400 - Total</b>	<b>712,534</b>	<b>899,756</b>	<b>147,867</b>	<b>192,300</b>
			<b>Total Equipment</b>	<b>817,246</b>	<b>947,756</b>	<b>196,545</b>	<b>240,978</b>
7500	Student Financial Aid Payment	7501	Payment to Student	425,285	379,417	222,717	222,717
		7502	Child Care	-	34,653	-	-
			<b>7500 - Total</b>	<b>425,285</b>	<b>414,070</b>	<b>222,717</b>	<b>222,717</b>
7600	Other Payments to Students (M)	7601	Bus Passes/Transportation	-	-	-	-
		7602	Textbooks/Supplies	675,783	1,127,738	584,490	584,490
		7603	Child Care Assistance	2,800	-	-	-
		7604	Student Meal Ticket	54,653	53,550	40,000	40,000
			<b>7600 - Total</b>	<b>733,236</b>	<b>1,181,288</b>	<b>624,490</b>	<b>624,490</b>
			<b>Total Transfers Out</b>	<b>1,158,521</b>	<b>1,595,359</b>	<b>847,207</b>	<b>847,207</b>
			<b>Total Expenditures &amp; Transfers</b>	<b>13,284,452</b>	<b>12,573,944</b>	<b>8,642,922</b>	<b>8,839,782</b>

## CHILD DEVELOPMENT FUND SUMMARY

### 2018-19 Final Budget

Description	2016-17 Actuals	2017-18 Revised Budget	2018-19 Tentative Budget	2018-19 Final Budget
<b>Revenues</b>				
Federal Revenue	\$ 39,747	\$ 48,003	\$ 18,484	\$ 18,484
State Revenue	234,733	644,316	362,354	362,354
Local Revenue	148,871	264,966	80,350	80,350
Transfers In	100,000	100,000	100,000	100,000
<b>Total Revenues &amp; Transfers</b>	<b>\$ 523,351</b>	<b>\$ 1,057,285</b>	<b>\$ 561,188</b>	<b>\$ 561,188</b>
<b>Expenditures</b>				
Academic Salaries	\$ -	\$ -	\$ -	\$ -
Classified Salaries	358,083	399,813	337,228	337,228
Benefits	147,041	144,679	145,557	145,559
Supplies & Materials	29,097	263,274	21,484	21,484
Services & Operating	10,218	244,525	-	-
Equipment	-	5,794	-	-
Transfers Out	-	-	-	-
<b>Total Expenditures &amp; Transfers</b>	<b>\$ 544,438</b>	<b>\$ 1,058,084</b>	<b>\$ 504,270</b>	<b>\$ 504,271</b>
<b>Surplus/(Deficit)</b>	<b>\$ (21,087)</b>	<b>\$ (799)</b>	<b>\$ 56,918</b>	<b>\$ 56,917</b>

CHILD DEVELOPMENT FUND DETAIL								
2018-19 Final Budget								
Object	Object Name	Account	Account Name	2016-17 Actuals	2017-18 Revised Budget	2018-19 Tentative Budget	2018-19 Final Budget	
8100	Federal Revenues (M)	8114	Child Care Food	39,747	48,003	18,484	18,484	
		8126	Federal grant	-	-	-	-	
			<b>8100 - Total</b>	<b>39,747</b>	<b>48,003</b>	<b>18,484</b>	<b>18,484</b>	
			<b>Total Federal Revenues</b>	<b>39,747</b>	<b>48,003</b>	<b>18,484</b>	<b>18,484</b>	
8600	State Revenues (M)	8604	State Grant/State Project Fund	-	47,401	-	-	
		8615	Child Care State Preschool	234,733	596,915	362,354	362,354	
			<b>8600 - Total</b>	<b>234,733</b>	<b>644,316</b>	<b>362,354</b>	<b>362,354</b>	
			<b>Total State Revenues</b>	<b>234,733</b>	<b>644,316</b>	<b>362,354</b>	<b>362,354</b>	
8800	Local Revenues (M)	8822	Other Income	3,358	-	-	-	
		8838	Child Care Enrollment Fee	475	400	100	100	
		8847	Summer Program	10,996	5,000	7,500	7,500	
		8853	A/R not Recorded	-	-	-	-	
		8857	Interest	303	-	1,500	1,500	
		8868	Prior Year Adjustment	3,425	-	-	-	
		8887	Childrens Center Donation	870	500	250	250	
		8898	Local Grant	10,061	160,366	-	-	
			<b>8800 - Total</b>	<b>29,488</b>	<b>166,266</b>	<b>9,350</b>	<b>9,350</b>	
8860	Local Interest (M H)	8857	Interest	-	-	-	-	
			<b>8860 - Total</b>	<b>-</b>	<b>-</b>	<b>-</b>	<b>-</b>	
8870	Local Revenue (Not Defined) (M)	8825	Child Care Income Eligible	15,607	13,700	11,000	11,000	
		8892	Child Care Full Cost	103,776	85,000	60,000	60,000	
			<b>8870 - Total</b>	<b>119,383</b>	<b>98,700</b>	<b>71,000</b>	<b>71,000</b>	
			<b>Total Local Revenues</b>	<b>148,871</b>	<b>264,966</b>	<b>80,350</b>	<b>80,350</b>	
8900	Other Revenue (M)	8985	Categorical (General Fund)	100,000	100,000	100,000	100,000	
			<b>8900 - Total</b>	<b>100,000</b>	<b>100,000</b>	<b>100,000</b>	<b>100,000</b>	
			<b>Total Transfers In</b>	<b>100,000</b>	<b>100,000</b>	<b>100,000</b>	<b>100,000</b>	
			<b>Total Revenues &amp; Transfers In</b>	<b>523,351</b>	<b>1,057,285</b>	<b>561,188</b>	<b>561,188</b>	
2100	Non-instructional Salaries, Re	2101	Non-Instructional Classified	-	-	-	-	
		2102	Managers	70,812	80,434	81,211	81,211	
			<b>2100 - Total</b>	<b>70,812</b>	<b>80,434</b>	<b>81,211</b>	<b>81,211</b>	
2200	Instructional Aides, Regular,	2201	Instructional Aid	97,866	117,922	119,345	119,345	
			<b>2200 - Total</b>	<b>97,866</b>	<b>117,922</b>	<b>119,345</b>	<b>119,345</b>	
2300	Non-instructional, Other than	2301	Hourly Part-Time Permanent	40,350	52,489	43,990	43,990	
		2304	Hourly Professional Expert	775	-	-	-	
			<b>2300 - Total</b>	<b>41,126</b>	<b>52,489</b>	<b>43,990</b>	<b>43,990</b>	
2400	Instructional Aides, Other tha	2402	Hourly, Part Time - Permanent	-	-	-	-	
		2404	Hourly Temporary	148,279	138,599	92,682	92,682	
		2408	Hourly substitute	-	10,369	-	-	
			<b>2400 - Total</b>	<b>148,279</b>	<b>148,968</b>	<b>92,682</b>	<b>92,682</b>	
			<b>Total Classified Salaries</b>	<b>358,083</b>	<b>399,813</b>	<b>337,228</b>	<b>337,228</b>	
3210	PERS, Instructional (H M)	2201	Instructional Aid	20,442	26,569	29,910	29,910	
		2404	Hourly Temporary	2,435	-	-	-	
			<b>3210 - Total</b>	<b>22,878</b>	<b>26,569</b>	<b>29,910</b>	<b>29,910</b>	
3220	PERS, Non-instructional (H M)	2102	Managers	16,501	18,122	20,353	20,353	
		2301	Hourly Part-Time Permanent	3,978	-	4,000	4,000	
			<b>3210 - Total</b>	<b>20,479</b>	<b>18,122</b>	<b>24,353</b>	<b>24,353</b>	
3310	OASDHI, Instructional (H M)	2201	Instructional Aid	6,068	7,311	7,399	7,399	
		2404	Hourly Temporary	853	-	-	-	

CHILD DEVELOPMENT FUND DETAIL							
2018-19 Final Budget							
Object	Object Name	Account	Account Name	2016-17 Actuals	2017-18 Revised Budget	2018-19 Tentative Budget	2018-19 Final Budget
			<b>3310 - Total</b>	<b>6,920</b>	<b>7,311</b>	<b>7,399</b>	<b>7,399</b>
3320	OASDHI, Non-instructional (H M)	2101	Non-Instructional Classified	-	-	-	-
		2102	Managers	4,425	4,987	5,035	5,035
		2301	Hourly Part-Time Permanent	1,767	-	1,800	1,800
			<b>3320 - Total</b>	<b>6,192</b>	<b>4,987</b>	<b>6,835</b>	<b>6,835</b>
3330	Medicare, Instructional (H M)	2201	Instructional Aid	1,419	1,710	1,731	1,731
		2402	Hourly, Part Time - Permanent	-	-	-	-
		2404	Hourly Temporary	2,150	2,010	-	-
		2408	Hourly substitute	-	139	-	-
			<b>3330 - Total</b>	<b>3,569</b>	<b>3,859</b>	<b>1,731</b>	<b>1,731</b>
3340	Medicare, Non-instructional (H M)	2102	Managers	1,035	1,166	1,178	1,178
		2301	Hourly Part-Time Permanent	585	741	638	638
		2304	Hourly Professional Expert	11	-	-	-
			<b>3340 - Total</b>	<b>1,631</b>	<b>1,907</b>	<b>1,815</b>	<b>1,815</b>
3400	Health and Welfare (H M)	3450	Health and Welfare Pymt	74,241	74,966	69,234	69,234
			<b>3400 - Total</b>	<b>74,241</b>	<b>74,966</b>	<b>69,234</b>	<b>69,234</b>
3510	Unemployment, Instructional (H M)	2201	Instructional Aid	49	59	60	60
		2402	Hourly, Part Time - Permanent	-	-	-	-
		2404	Hourly Temporary	74	68	-	-
		2408	Hourly substitute	-	5	-	-
			<b>3510 - Total</b>	<b>123</b>	<b>132</b>	<b>60</b>	<b>60</b>
3520	Unemployment, Non-instructional (H M)	2102	Managers	36	40	41	41
		2201	Instructional Aid	1	-	-	-
		2301	Hourly Part-Time Permanent	20	26	22	22
			<b>3520 - Total</b>	<b>56</b>	<b>66</b>	<b>63</b>	<b>63</b>
3610	Workers Compensation, Instructional (H M)	2201	Instructional Aid	2,936	2,005	2,029	2,029
		2402	Hourly, Part Time - Permanent	-	-	-	-
		2404	Hourly Temporary	4,428	2,356	-	-
		2408	Hourly substitute	-	163	-	-
			<b>3610 - Total</b>	<b>7,364</b>	<b>4,524</b>	<b>2,029</b>	<b>2,029</b>
3620	Workers Compensation, Non-instructional (H M)	2101	Non-Instructional Classified	-	-	-	-
		2102	Managers	2,370	1,367	1,381	1,381
		2201	Instructional Aid	21	-	-	-
		2301	Hourly Part-Time Permanent	1,173	868	748	748
		2304	Hourly Professional Expert	23	-	-	-
			<b>3620 - Total</b>	<b>3,588</b>	<b>2,236</b>	<b>2,128</b>	<b>2,129</b>
			<b>Total Benefits</b>	<b>147,041</b>	<b>144,679</b>	<b>145,557</b>	<b>145,559</b>
4300	Instructional Supplies (H M)	4312	Instructional Program Material	-	118,126	-	-
			<b>4300 - Total</b>	<b>-</b>	<b>118,126</b>	<b>-</b>	<b>-</b>
4500	Non-instructional Supplies (M)	4511	Printing (Blue Prints, Parking)	-	-	-	-
		4525	Office Supplies	8,040	116,918	5,548	5,548
		4571	Equipment Repair Parts & Mater	-	-	-	-
			<b>4500 - Total</b>	<b>8,040</b>	<b>116,918</b>	<b>5,548</b>	<b>5,548</b>
4700	Food (M)	4706	Food (Receptions, Special Even	21,057	28,231	15,936	15,936
			<b>4700 - Total</b>	<b>21,057</b>	<b>28,231</b>	<b>15,936</b>	<b>15,936</b>
			<b>Total Supplies</b>	<b>29,097</b>	<b>263,274</b>	<b>21,484</b>	<b>21,484</b>
5100	Personal Services Contracts (H M)	5185	Filing Fee	9,250	50,550	-	-
			<b>5100 - Total</b>	<b>9,250</b>	<b>50,550</b>	<b>-</b>	<b>-</b>

CHILD DEVELOPMENT FUND DETAIL								
2018-19 Final Budget								
Object	Object Name	Account	Account Name	2016-17 Actuals	2017-18 Revised Budget	2018-19 Tentative Budget	2018-19 Final Budget	
5200	Travel and Conference (H M)	5220	Conference (Attendance & Relat	-	15,000	-	-	-
		5221	Course Fee (Fire Training)	-	5,000	-	-	-
			<b>5200 - Total</b>	-	<b>20,000</b>	-	-	-
5600	Rents, Leases, and Repairs (H	5622	Computer Software Maintenance	1,733	2,200	-	-	-
		5645	License Fee, Permit, and Certi	968	968	-	-	-
			<b>5600 - Total</b>	<b>2,701</b>	<b>3,168</b>	-	-	-
5800	Other Services and Expenses (H	5804	Miscellaneous/Other Expense	(1,733)	60,991	-	-	-
		5806	payroll correction/ reissues	-	-	-	-	-
		5840	General Institutional Continge	-	109,816	-	-	-
			<b>5800 - Total</b>	<b>(1,733)</b>	<b>170,807</b>	-	-	-
			<b>Total Services &amp; Operating</b>	<b>10,218</b>	<b>244,525</b>	-	-	-
6200	Building Improvements (H M)	6268	Architectural Fees	-	-	-	-	-
			<b>6200 - Total</b>	-	-	-	-	-
6400	Capital Equipment, New (M)	6403	Equipment- Replacement	-	-	-	-	-
		6404	Equipment Purchase - New	-	5,794	-	-	-
		6442	Equipment (To be Paid by Bond)	-	-	-	-	-
			<b>6400 - Total</b>	-	<b>5,794</b>	-	-	-
			<b>Total Equipment</b>	-	<b>5,794</b>	-	-	-
			<b>Total Expenditures &amp; Transfers Out</b>	<b>544,438</b>	<b>1,058,084</b>	<b>504,270</b>	<b>504,271</b>	

## CAPITAL PROJECTS FUND SUMMARY

### 2018-19 Final Budget

Description	2016-17 Actuals	2017-18 Revised Budget	2018-19 Tentative Budget	2018-19 Final Budget
<b>Revenues</b>				
Federal Revenue	\$ -	\$ -	\$ -	\$ -
State Revenue	669,824	8,000	716,463	716,463
Local Revenue	8,020	45,702	-	-
Transfers In	-	-	-	-
<b>Total Revenues &amp; Transfers</b>	<b>\$ 677,843</b>	<b>\$ 53,702</b>	<b>\$ 716,463</b>	<b>\$ 716,463</b>
<b>Expenditures</b>				
Academic Salaries	\$ -	\$ -	\$ -	\$ -
Classified Salaries	-	-	-	-
Benefits	-	-	-	-
Supplies & Materials	-	-	-	-
Services & Operating	251,594	150,000	289,007	289,007
Equipment	418,230	321,814	418,456	418,456
Transfers Out	-	-	-	-
<b>Total Expenditures &amp; Transfers</b>	<b>\$ 669,824</b>	<b>\$ 471,814</b>	<b>\$ 707,463</b>	<b>\$ 707,463</b>
<b>Surplus/(Deficit)</b>	<b>\$ 8,020</b>	<b>\$ (418,112)</b>	<b>\$ 9,000</b>	<b>\$ 9,000</b>



CAPITAL PROJECTS FUND DETAIL							
2018-19 Final Budget							
Object	Object Name	Account	Account Name	2016-17 Actuals	2017-18 Revised Budget	2018-19 Tentative Budget	2018-19 Final Budget
8600	State Revenues (M)	8604	State Grant/State Project Fund	669,824	-	289,007	289,007
		8618	Block Grant (Instructional)	-	-	418,456	418,456
		8660	Scheduled Maint - Trailer bill	-	-	-	-
		8668	Prop 39	-	-	-	-
			<b>8600 - Total</b>	<b>669,824</b>	<b>-</b>	<b>707,463</b>	<b>707,463</b>
8620	Categorical Apportionment (M)	8857	Interest	-	8,000	9,000	9,000
			<b>8620 - Total</b>	<b>-</b>	<b>8,000</b>	<b>9,000</b>	<b>9,000</b>
			<b>Total State Revenues</b>	<b>669,824</b>	<b>8,000</b>	<b>716,463</b>	<b>716,463</b>
8800	Local Revenues (M)	8800	Redev funds not subject to rev	-	45,702	-	-
		8822	Other Income	-	-	-	-
		8857	Interest	8,020	-	-	-
		8898	Local Grant	-	-	-	-
8860	Local Interest (M H)	8857	Interest	-	-	-	-
			<b>8860 - Total</b>	<b>8,020</b>	<b>45,702</b>	<b>-</b>	<b>-</b>
			<b>Total Local Revenues</b>	<b>8,020</b>	<b>45,702</b>	<b>-</b>	<b>-</b>
			<b>Total Revenues &amp; Transfers In</b>	<b>677,843</b>	<b>53,702</b>	<b>716,463</b>	<b>716,463</b>
2300	Non-instructional, Other than	2303	Hourly Overtime	-	-	-	-
			<b>2300 - Total</b>	<b>-</b>	<b>-</b>	<b>-</b>	<b>-</b>
			<b>Total Classified Salaries</b>	<b>-</b>	<b>-</b>	<b>-</b>	<b>-</b>
5100	Personal Services Contracts (H)	5145	Contract Services	12,877	-	-	-
		5189	Contract Serv Prop 39 Year 2	218,435	-	-	-
		5190	Contract Serv Prop 39 Year 3	20,282	150,000	289,007	289,007
			<b>5100 - Total</b>	<b>251,594</b>	<b>150,000</b>	<b>289,007</b>	<b>289,007</b>
5600	Rents, Leases, and Repairs (H)	5620	Maintenance Agreement	-	-	-	-
		5634	Building Repair	-	-	-	-
			<b>5600 - Total</b>	<b>-</b>	<b>-</b>	<b>-</b>	<b>-</b>
5800	Other Services and Expenses (H)	5839	Other Services	-	-	-	-
			<b>5800 - Total</b>	<b>-</b>	<b>-</b>	<b>-</b>	<b>-</b>
			<b>Total Services &amp; Operating</b>	<b>251,594</b>	<b>150,000</b>	<b>289,007</b>	<b>289,007</b>
6100	Sites and Site Improvements (H)	6106	Sidewalk repairs	418,230	-	-	-
			<b>6100 - Total</b>	<b>418,230</b>	<b>-</b>	<b>-</b>	<b>-</b>
6200	Building Improvements (H M)	6235	Building Re-roofing	-	321,814	418,456	418,456
		6268	Architectural Fees	-	-	-	-
			<b>6200 - Total</b>	<b>-</b>	<b>321,814</b>	<b>418,456</b>	<b>418,456</b>
			<b>Total Equipment</b>	<b>418,230</b>	<b>321,814</b>	<b>418,456</b>	<b>418,456</b>
			<b>Total Expenditures</b>	<b>669,824</b>	<b>471,814</b>	<b>707,463</b>	<b>707,463</b>

## SELF INSURANCE FUND SUMMARY

### 2018-19 Final Budget

Description	2016-17 Actuals	2017-18 Revised Budget	2018-19 Tentative Budget	2018-19 Final Budget
<b>Revenues</b>				
Federal Revenue	\$ -	\$ -	\$ -	\$ -
State Revenue	-	-	-	-
Local Revenue	7,338,589	7,385,138	7,522,247	7,522,247
Transfers In	1,443,535	-	-	-
<b>Total Revenues &amp; Transfers</b>	<b>\$ 8,782,124</b>	<b>\$ 7,385,138</b>	<b>\$ 7,522,247</b>	<b>\$ 7,522,247</b>
<b>Expenditures</b>				
Academic Salaries	\$ -	\$ -	\$ -	\$ -
Classified Salaries	-	-	-	-
Benefits	-	-	-	-
Supplies & Materials	-	-	-	-
Services & Operating	7,784,295	7,318,867	7,522,247	7,522,247
Equipment	-	-	-	-
Transfers Out	2,031,765	66,271	-	-
<b>Total Expenditures &amp; Transfers</b>	<b>\$ 9,816,060</b>	<b>\$ 7,385,138</b>	<b>\$ 7,522,247</b>	<b>\$ 7,522,247</b>
<b>Surplus/(Deficit)</b>	<b>\$ (1,033,936)</b>	<b>\$ -</b>	<b>\$ -</b>	<b>\$ -</b>

SELF INSURANCE FUND DETAIL							
2018-19 Final Budget							
Object	Object Name	Account	Account Name	2016-17 Actuals	2017-18 Revised Budget	2018-19 Tentative Budget	2018-19 Final Budget
		8822	Other Income	6,730,140	6,901,848	7,038,708	7,038,708
		8830	Community Service - Lindamood	-	11,290	11,539	11,539
		8853	A/R not Recorded	12,031	-	-	-
		8857	Interest	38,007	30,000	30,000	30,000
		8870	Retiree Contributions	534,158	427,000	427,000	427,000
		8873	Cobra payments	24,254	15,000	15,000	15,000
			<b>8800 - Total</b>	<b>7,338,589</b>	<b>7,385,138</b>	<b>7,522,247</b>	<b>7,522,247</b>
8860	Local Interest (M H)	8857	Interest	-	-	-	-
			<b>8860 - Total</b>	<b>-</b>	<b>-</b>	<b>-</b>	<b>-</b>
			<b>Total Local Revenues</b>	<b>7,338,589</b>	<b>7,385,138</b>	<b>7,522,247</b>	<b>7,522,247</b>
8900	Other Revenue (M)	8998	Transfer In from Unrestricted GF	1,443,535	-	-	-
			<b>8900 - Total</b>	<b>1,443,535</b>	<b>-</b>	<b>-</b>	<b>-</b>
			<b>Total Transfers In</b>	<b>1,443,535</b>	<b>-</b>	<b>-</b>	<b>-</b>
			<b>Total Revenues &amp; Transfers In</b>	<b>8,782,124</b>	<b>7,385,138</b>	<b>7,522,247</b>	<b>7,522,247</b>
3400	Health and Welfare (H M)	3450	Health and Welfare Pymt	-	-	-	-
		3452	Reinsurance Abatement	(718,420)	(65,000)	-	-
		3455	Categorical Assessed for OPEB	-	-	-	-
		3459	IBNR	679,926	-	-	-
			<b>3400 - Total</b>	<b>(38,494)</b>	<b>(65,000)</b>	<b>-</b>	<b>-</b>
			<b>Total Benefits</b>	<b>(38,494)</b>	<b>(65,000)</b>	<b>-</b>	<b>-</b>
5100	Personal Services Contracts (H)	5145	Contract Services	76,604	65,000	65,000	65,000
		5146	Unspecified	3,354	4,000	-	-
		5148	Health Care Administrator	7,742,831	7,314,867	7,457,247	7,457,247
			<b>5100 - Total</b>	<b>7,822,789</b>	<b>7,383,867</b>	<b>7,522,247</b>	<b>7,522,247</b>
5800	Other Services and Expenses (H)	5839	Other Services	-	-	-	-
			<b>5800 - Total</b>	<b>-</b>	<b>-</b>	<b>-</b>	<b>-</b>
			<b>Total Services &amp; Operating</b>	<b>7,784,295</b>	<b>7,318,867</b>	<b>7,522,247</b>	<b>7,522,247</b>
7300	Interfund Transfers-Out (M)	7313	Transfer Out to Self Insurance	-	-	-	-
		7318	Self Insurance - Medical for C	-	66,271	-	-
		7321	Transfer to Unrestricted GF	2,031,765	-	-	-
			<b>7300 - Total</b>	<b>2,031,765</b>	<b>66,271</b>	<b>-</b>	<b>-</b>
			<b>Total Transfers Out</b>	<b>2,031,765</b>	<b>66,271</b>	<b>-</b>	<b>-</b>
			<b>Total Expenditures &amp; Transfers Out</b>	<b>9,777,566</b>	<b>7,320,138</b>	<b>7,522,247</b>	<b>7,522,247</b>

## PARKING FUND SUMMARY

### 2018-19 Final Budget

Description	2016-17 Actuals	2017-18 Revised Budget	2018-19 Tentative Budget	2018-19 Final Budget
<b>Revenues</b>				
Federal Revenue	\$ -	\$ -	\$ -	\$ -
State Revenue	-	-	-	-
Local Revenue	486,891	555,000	532,000	532,000
Transfers In	-	-	-	-
<b>Total Revenues &amp; Transfers</b>	<b>\$ 486,891</b>	<b>\$ 555,000</b>	<b>\$ 532,000</b>	<b>\$ 532,000</b>
<b>Expenditures</b>				
Academic Salaries	\$ -	\$ -	\$ -	\$ -
Classified Salaries	195,108	421,075	275,760	275,760
Benefits	122,581	255,782	233,500	233,500
Supplies & Materials	14,618	20,625	18,000	18,000
Services & Operating	157,660	22,950	12,250	12,250
Equipment	85,003	-	-	-
Transfers Out	-	14,700	14,700	14,700
<b>Total Expenditures &amp; Transfers</b>	<b>\$ 574,970</b>	<b>\$ 735,132</b>	<b>\$ 554,210</b>	<b>\$ 554,210</b>
<b>Surplus/(Deficit)</b>	<b>\$ (88,079)</b>	<b>\$ (180,132)</b>	<b>\$ (22,210)</b>	<b>\$ (22,210)</b>

PARKING FUND DETAIL								
2018-19 Final Budget								
Object	Object Name	Account	Account Name	2016-17 Actuals	2017-18 Revised Budget	2018-19 Tentative Budget	2018-19 Final Budget	
8800	Local Revenues (M)	8818	Parking Fines	48,013	40,000	40,000	40,000	40,000
		8829	Daily Parking	32,330	-	-	-	-
		8852	Rental of Facilities	23,814	20,000	20,000	20,000	20,000
		8853	A/R not Recorded	2,587	-	-	-	-
		8857	Interest	9,163	-	-	-	-
		8868	Prior Year Adjustment	(2,400)	-	-	-	-
			<b>8800 - Total</b>	<b>113,507</b>	<b>60,000</b>	<b>60,000</b>	<b>60,000</b>	<b>60,000</b>
8860	Local Interest (M H)	8857	Interest	-	10,000	7,000	7,000	7,000
			<b>8860 - Total</b>	<b>-</b>	<b>10,000</b>	<b>7,000</b>	<b>7,000</b>	<b>7,000</b>
8870	Local Revenue (Not Defined) (M)	8829	Daily Parking	272,557	350,000	350,000	350,000	350,000
		8848	Parking Spitter	100,828	135,000	115,000	115,000	115,000
			<b>8870 - Total</b>	<b>373,385</b>	<b>485,000</b>	<b>465,000</b>	<b>465,000</b>	<b>465,000</b>
			<b>Total Local Revenues</b>	<b>486,891</b>	<b>555,000</b>	<b>532,000</b>	<b>532,000</b>	<b>532,000</b>
			<b>Total Revenues &amp; Transfers</b>	<b>486,891</b>	<b>555,000</b>	<b>532,000</b>	<b>532,000</b>	<b>532,000</b>
2100	Non-instructional Salaries, Re	2101	Non-Instructional Classifi	139,977	192,948	202,284	202,284	202,284
		2102	Managers	23,131	145,488	73,476	73,476	73,476
			<b>2100 - Total</b>	<b>163,107</b>	<b>338,436</b>	<b>275,760</b>	<b>275,760</b>	<b>275,760</b>
2300	Non-instructional, Other than	2302	Hourly Student Help	-	1,071	-	-	-
		2303	Hourly Overtime	1,164	2,000	-	-	-
		2304	Hourly Professional Exper	-	49,568	-	-	-
		2306	Hourly Temporary	-	-	-	-	-
		2308	Hourly Substitutes	30,826	30,000	-	-	-
		2309	Hourly - Early Spring	11	-	-	-	-
			<b>2300 - Total</b>	<b>32,000</b>	<b>82,639</b>	<b>-</b>	<b>-</b>	<b>-</b>
			<b>Total Classified Salaries</b>	<b>195,108</b>	<b>421,075</b>	<b>275,760</b>	<b>275,760</b>	<b>275,760</b>
3220	PERS, Non-instructional (H M)	2101	Non-Instructional Classifi	25,163	43,473	50,696	50,696	50,696
		2102	Managers	3,045	32,780	18,415	18,415	18,415
		2304	Hourly Professional Exper	-	-	-	-	-
		2308	Hourly Substitutes	336	-	-	-	-
			<b>3220 - Total</b>	<b>28,544</b>	<b>76,253</b>	<b>69,111</b>	<b>69,111</b>	<b>69,111</b>
3320	OASDHI, Non-instructional (H M)	2101	Non-Instructional Classifi	8,686	11,963	12,542	12,542	12,542
		2102	Managers	1,434	4,510	4,556	4,556	4,556
		2110	Accrued Vacation Payoff	-	-	-	-	-
		2303	Hourly Overtime	258	-	-	-	-
		2304	Hourly Professional Exper	-	-	-	-	-
		2308	Hourly Substitutes	517	-	-	-	-
			<b>3320 - Total</b>	<b>10,895</b>	<b>16,473</b>	<b>17,097</b>	<b>17,097</b>	<b>17,097</b>
3330	Medicare, Instructional (H M)	2308	Hourly Substitutes	-	-	-	-	-
			<b>3330 - Total</b>	<b>-</b>	<b>-</b>	<b>-</b>	<b>-</b>	<b>-</b>
3340	Medicare, Non-instructional (H	2101	Non-Instructional Classifi	2,031	2,798	2,933	2,933	2,933
		2102	Managers	335	1,055	1,065	1,065	1,065
		2303	Hourly Overtime	60	-	-	-	-
		2304	Hourly Professional Exper	-	-	-	-	-
		2308	Hourly Substitutes	447	-	-	-	-

PARKING FUND DETAIL								
2018-19 Final Budget								
Object	Object Name	Account	Account Name	2016-17 Actuals	2017-18 Revised Budget	2018-19 Tentative Budget	2018-19 Final Budget	
			<b>3340 - Total</b>	<b>2,874</b>	<b>3,853</b>	<b>3,999</b>	<b>3,999</b>	
3400	Health and Welfare (H M)	3450	Health and Welfare Pymt	74,241	154,554	138,468	138,468	
			<b>3400 - Total</b>	<b>74,241</b>	<b>154,554</b>	<b>138,468</b>	<b>138,468</b>	
3510	Unemployment, Instructional (H	2308	Hourly Substitutes	-	-	-	-	
			<b>3510 - Total</b>	<b>-</b>	<b>-</b>	<b>-</b>	<b>-</b>	
3520	Unemployment, Non-instruction	2101	Non-Instructional Classifi	70	96	101	101	
		2102	Managers	12	36	37	37	
		2303	Hourly Overtime	2	-	-	-	
		2304	Hourly Professional Exper	-	-	-	-	
		2308	Hourly Substitutes	15	-	-	-	
3610	Workers Compensation, Instruct	2308	Hourly Substitutes	-	-	-	-	
			<b>3520 - Total</b>	<b>99</b>	<b>133</b>	<b>138</b>	<b>138</b>	
3620	Workers Compensation, Non-ins	2101	Non-Instructional Classifi	4,199	3,280	3,439	3,439	
		2102	Managers	694	1,237	1,249	1,249	
		2303	Hourly Overtime	112	-	-	-	
		2304	Hourly Professional Exper	-	-	-	-	
		2308	Hourly Substitutes	923	-	-	-	
			<b>3620 - Total</b>	<b>5,928</b>	<b>4,517</b>	<b>4,688</b>	<b>4,688</b>	
			<b>Total Benefits</b>	<b>122,581</b>	<b>255,782</b>	<b>233,500</b>	<b>233,500</b>	
4300	Instructional Supplies (H M)	4312	Instructional Program Ma	8	-	-	-	
			<b>4300 - Total</b>	<b>8</b>	<b>-</b>	<b>-</b>	<b>-</b>	
4500	Non-instructional Supplies (M)	4511	Printing (Blue Prints, Park	12,752	16,000	16,000	16,000	
		4515	EOC Supplies	-	125	-	-	
		4525	Office Supplies	654	3,000	1,000	1,000	
		4553	Uniforms (Parking, Athleti	1,204	1,500	1,000	1,000	
			<b>4500 - Total</b>	<b>14,611</b>	<b>20,625</b>	<b>18,000</b>	<b>18,000</b>	
			<b>Total Supplies &amp; Materials</b>	<b>14,618</b>	<b>20,625</b>	<b>18,000</b>	<b>18,000</b>	
5100	Personal Services Contracts (H	5180	Contract Services (include	123,634	2,000	2,000	2,000	
			<b>5100 - Total</b>	<b>123,634</b>	<b>2,000</b>	<b>2,000</b>	<b>2,000</b>	
5200	Travel and Conference (H M)	5220	Conference (Attendance &	90	250	-	-	
			<b>5200 - Total</b>	<b>90</b>	<b>250</b>	<b>-</b>	<b>-</b>	
5500	Utilities and Housekeeping Ser	5505	Gasoline & Oil	15,819	1,200	1,500	1,500	
		5516	Parking Utilities Abateme	-	-	-	-	
		5528	Mobil Phone	769	2,000	3,500	3,500	
			<b>5500 - Total</b>	<b>16,587</b>	<b>3,200</b>	<b>5,000</b>	<b>5,000</b>	
5600	Rents, Leases, and Repairs (H	5620	Maintenance Agreement	449	1,000	1,000	1,000	
		5630	Equipment Repair	8,985	5,000	250	250	
		5632	Road/Pavement Repair	7,126	10,000	-	-	
		5660	Sign maintenance & repa	-	1,500	-	-	
			<b>5600 - Total</b>	<b>16,560</b>	<b>17,500</b>	<b>1,250</b>	<b>1,250</b>	
5800	Other Services and Expenses (H	5804	Miscellaneous/Other Exp	784	-	4,000	4,000	
		5816	Special Events	-	-	-	-	
		5839	Other Services	-	-	-	-	
		5893	Parking Refund	6	-	-	-	
			<b>5800 - Total</b>	<b>789</b>	<b>-</b>	<b>4,000</b>	<b>4,000</b>	
			<b>Total Services &amp; Operating</b>	<b>157,660</b>	<b>22,950</b>	<b>12,250</b>	<b>12,250</b>	
6400	Capital Equipment, New (M)	6403	Equipment- Replacement	17,911	-	-	-	
		6404	Equipment Purchase - Ne	663	-	-	-	
		6425	Non-Instructional Equipm	66,429	-	-	-	
			<b>6400 - Total</b>	<b>85,003</b>	<b>-</b>	<b>-</b>	<b>-</b>	
			<b>Total Equipment</b>	<b>85,003</b>	<b>-</b>	<b>-</b>	<b>-</b>	
7300	Interfund Transfers-Out (M)	7321	Transfer to Unrestricted G	-	14,700	14,700	14,700	
			<b>7300 - Total</b>	<b>-</b>	<b>14,700</b>	<b>14,700</b>	<b>14,700</b>	
			<b>Total Transfers Out</b>	<b>-</b>	<b>14,700</b>	<b>14,700</b>	<b>14,700</b>	
			<b>Total Expenditures &amp; Transf</b>	<b>574,970</b>	<b>735,132</b>	<b>554,210</b>	<b>554,210</b>	

## STUDENT CENTER BOND FUND SUMMARY

### 2018-19 Final Budget

Description	2016-17 Actuals	2017-18 Revised Budget	2018-19 Tentative Budget	2018-19 Final Budget
<b>Revenues</b>				
Federal Revenue	\$ -	\$ -	\$ -	\$ -
State Revenue	-	-	-	-
Local Revenue	21,689	20,900	20,350	20,350
Transfers In	-	-	-	-
<b>Total Revenues &amp; Transfers</b>	<b>\$ 21,689</b>	<b>\$ 20,900</b>	<b>\$ 20,350</b>	<b>\$ 20,350</b>
<b>Expenditures</b>				
Academic Salaries	\$ -	\$ -	\$ -	\$ -
Classified Salaries	-	-	-	-
Benefits	-	-	-	-
Supplies & Materials	-	-	-	-
Services & Operating	-	-	-	-
Equipment	-	-	-	-
Transfers Out	21,500	20,900	20,300	20,300
<b>Total Expenditures &amp; Transfers</b>	<b>\$ 21,500</b>	<b>\$ 20,900</b>	<b>\$ 20,300</b>	<b>\$ 20,300</b>
<b>Surplus/(Deficit)</b>	<b>\$ 189</b>	<b>\$ -</b>	<b>\$ 50</b>	<b>\$ 50</b>

## STUDENT CENTER BOND FUND DETAIL

### 2018-19 Final Budget

Object	Object Name	Account	Account Name	2016-17 Actuals	2017-18 Revised Budget	2018-19 Tentative Budget	2018-19 Final Budget
8800	Local Revenues (M)	8857	Interest	21,689	-	50	50
		8899	Library equipment Go Print	-	20,900	20,300	20,300
			<b>8800 - Total</b>	<b>21,689</b>	<b>20,900</b>	<b>20,350</b>	<b>20,350</b>
8860	Local Interest (M H)	8857	Interest	-	-	-	-
			<b>8860 - Total</b>	<b>-</b>	<b>-</b>	<b>-</b>	<b>-</b>
			<b>Total Local Revenues</b>	<b>21,689</b>	<b>20,900</b>	<b>20,350</b>	<b>20,350</b>
			<b>Total Revenues &amp; Transfers</b>	<b>21,689</b>	<b>20,900</b>	<b>20,350</b>	<b>20,350</b>
7100	Debt Retirement (M) (H)	7101	College Center Bond	21,500	20,900	20,300	20,300
			<b>7100 - Total</b>	<b>21,500</b>	<b>20,900</b>	<b>20,300</b>	<b>20,300</b>
			<b>Total Transfers Out</b>	<b>21,500</b>	<b>20,900</b>	<b>20,300</b>	<b>20,300</b>
			<b>Total Expenditures &amp; Transfers</b>	<b>21,500</b>	<b>20,900</b>	<b>20,300</b>	<b>20,300</b>

<b>STUDENT CENTER FUND SUMMARY</b>				
<b>2018-19 Final Budget</b>				
<b>Description</b>	<b>2016-17 Actuals</b>	<b>2017-18 Revised Budget</b>	<b>2018-19 Tentative Budget</b>	<b>2018-19 Final Budget</b>
<b>Revenues</b>				
Federal Revenue	\$ -	\$ -	\$ -	\$ -
State Revenue	-	-	-	-
Local Revenue	230,442	241,500	243,000	243,000
Transfers In	-	-	-	-
<b>Total Revenues &amp; Transfers</b>	<b>\$ 230,442</b>	<b>\$ 241,500</b>	<b>\$ 243,000</b>	<b>\$ 243,000</b>
<b>Expenditures</b>				
Academic Salaries	\$ -	\$ -	\$ -	\$ -
Classified Salaries	25,224	25,722	25,974	25,974
Benefits	7,968	19,503	20,490	20,490
Supplies & Materials	(4,433)	950	200	200
Services & Operating	139,277	173,150	135,587	135,587
Equipment	-	-	-	-
Transfers Out	21,500	20,900	20,300	20,300
<b>Total Expenditures &amp; Transfers</b>	<b>\$ 189,536</b>	<b>\$ 240,225</b>	<b>\$ 202,551</b>	<b>\$ 202,551</b>
<b>Surplus/(Deficit)</b>	<b>\$ 40,906</b>	<b>\$ 1,275</b>	<b>\$ 40,449</b>	<b>\$ 40,449</b>



STUDENT CENTER FUND DETAIL							
2018-19 Final Budget							
Object	Object Name	Account	Account Name	2016-17 Actuals	2017-18 Revised Budget	2018-19 Tentative Budget	2018-19 Final Budget
8800	Local Revenues (M)	8843	Building Fee	131,843	120,000	120,000	120,000
		8846	Cafeteria Commission	15,000	15,000	15,000	15,000
		8852	Rental of Facilities	135	-	-	-
		8853	A/R not Recorded	-	-	-	-
		8857	Interest	7,773	6,500	8,000	8,000
		8868	Prior Year Adjustment	(10)	-	-	-
		8869	Bookstore commission	75,700	100,000	100,000	100,000
			<b>8800 - Total</b>	<b>230,442</b>	<b>241,500</b>	<b>243,000</b>	<b>243,000</b>
8860	Local Interest (M H)	8857	Interest	-	-	-	-
			<b>8860 - Total</b>	<b>-</b>	<b>-</b>	<b>-</b>	<b>-</b>
			<b>Total Local Revenues</b>	<b>230,442</b>	<b>241,500</b>	<b>243,000</b>	<b>243,000</b>
			<b>Total Revenues &amp; Transfers</b>	<b>230,442</b>	<b>241,500</b>	<b>243,000</b>	<b>243,000</b>
2100	Non-instructional Salaries, Re	2101	Non-Instructional Classifie	25,224	25,722	25,974	25,974
		2114	NI Classified - Educational I	-	-	-	-
			<b>2100 - Total</b>	<b>25,224</b>	<b>25,722</b>	<b>25,974</b>	<b>25,974</b>
2300	Non-instructional, Other than	2303	Hourly Overtime	-	-	-	-
			<b>2300 - Total</b>	<b>-</b>	<b>-</b>	<b>-</b>	<b>-</b>
			<b>Total Classified Salaries</b>	<b>25,224</b>	<b>25,722</b>	<b>25,974</b>	<b>25,974</b>
3220	PERS, Non-instructional (H M)	2101	Non-Instructional Classifie	5,269	5,795	6,510	6,510
			<b>3220 - Total</b>	<b>5,269</b>	<b>5,795</b>	<b>6,510</b>	<b>6,510</b>
3320	OASDHI, Non-instructional (H M)	2101	Non-Instructional Classifie	1,564	1,595	1,610	1,610
		2114	NI Classified - Educational I	-	-	-	-
			<b>3320 - Total</b>	<b>1,564</b>	<b>1,595</b>	<b>1,610</b>	<b>1,610</b>
3340	Medicare, Non-instructional (H)	2101	Non-Instructional Classifie	366	373	377	377
			<b>3340 - Total</b>	<b>366</b>	<b>373</b>	<b>377</b>	<b>377</b>
3400	Health and Welfare (H M)	3450	Health and Welfare Pymt	-	11,290	11,539	11,539
			<b>3400 - Total</b>	<b>-</b>	<b>11,290</b>	<b>11,539</b>	<b>11,539</b>
3520	Unemployment, Non-instructional	2101	Non-Instructional Classifie	13	13	13	13
			<b>3520 - Total</b>	<b>13</b>	<b>13</b>	<b>13</b>	<b>13</b>
3620	Workers Compensation, Non-inst	2101	Non-Instructional Classifie	757	437	442	442
		2114	NI Classified - Educational I	-	-	-	-
			<b>3620 - Total</b>	<b>757</b>	<b>437</b>	<b>442</b>	<b>442</b>
			<b>Total Benefits</b>	<b>7,968</b>	<b>19,503</b>	<b>20,490</b>	<b>20,490</b>
4500	Non-instructional Supplies (M)	4525	Office Supplies	(4,433)	950	200	200
			<b>4500 - Total</b>	<b>(4,433)</b>	<b>950</b>	<b>200</b>	<b>200</b>
			<b>Total Supplies &amp; Materials</b>	<b>(4,433)</b>	<b>950</b>	<b>200</b>	<b>200</b>
5200	Travel and Conference (H M)	5220	Conference (Attendance &	555	1,500	-	-
			<b>5200 - Total</b>	<b>555</b>	<b>1,500</b>	<b>-</b>	<b>-</b>
5400	Insurance (H M)	5401	Insurance (Deductibles, St	17,545	17,545	17,545	17,545
			<b>5400 - Total</b>	<b>17,545</b>	<b>17,545</b>	<b>17,545</b>	<b>17,545</b>
5500	Utilities and Housekeeping Ser	5501	Electricity	31,810	33,474	33,474	33,474
		5502	Natural Gas	10,635	9,118	9,118	9,118
		5503	Water	10,091	15,000	15,000	15,000
		5504	Telephone	5,260	5,260	5,260	5,260
		5506	Waste Disposal	2,693	3,500	3,500	3,500
		5507	Sewage	2,742	2,742	2,742	2,742

**STUDENT CENTER FUND DETAIL**

**2018-19 Final Budget**

Object	Object Name	Account	Account Name	2016-17 Actuals	2017-18 Revised Budget	2018-19 Tentative Budget	2018-19 Final Budget
		5511	Custodial Services	45,000	45,000	45,000	45,000
		5514	General Maintenance	720	31,362	-	-
			<b>5500 - Total</b>	<b>108,951</b>	<b>145,456</b>	<b>114,094</b>	<b>114,094</b>
5600	Rents, Leases, and Repairs (H)	5620	Maintenance Agreement	-	1,080	-	-
		5630	Equipment Repair	12,226	7,569	3,948	3,948
			<b>5600 - Total</b>	<b>12,226</b>	<b>8,649</b>	<b>3,948</b>	<b>3,948</b>
5800	Other Services and Expenses (H)	5854	Pymt to ASMPC from Bkstor	-	-	-	-
			<b>5800 - Total</b>	<b>-</b>	<b>-</b>	<b>-</b>	<b>-</b>
			<b>Total Services &amp; Operating</b>	<b>139,277</b>	<b>173,150</b>	<b>135,587</b>	<b>135,587</b>
7100	Debt Retirement (M) (H)	7101	College Center Bond	21,500	20,900	20,300	20,300
			<b>7100 - Total</b>	<b>21,500</b>	<b>20,900</b>	<b>20,300</b>	<b>20,300</b>
			<b>Total Transfers Out</b>	<b>21,500</b>	<b>20,900</b>	<b>20,300</b>	<b>20,300</b>
			<b>Total Expenditures &amp; Transf</b>	<b>189,536</b>	<b>240,225</b>	<b>202,551</b>	<b>202,551</b>

**BUILDING FUND SUMMARY****2018-19 Final Budget**

<b>Description</b>	<b>2016-17 Actuals</b>	<b>2017-18 Revised Budget</b>	<b>2018-19 Tentative Budget</b>	<b>2018-19 Final Budget</b>
<b>Revenues</b>				
Federal Revenue	\$ -	\$ -	\$ -	\$ -
State Revenue	-	-	-	-
Local Revenue	127,099	120,000	116,000	116,000
Transfers In	-	-	-	-
<b>Total Revenues &amp; Transfers</b>	<b>\$ 127,099</b>	<b>\$ 120,000</b>	<b>\$ 116,000</b>	<b>\$ 116,000</b>
<b>Expenditures</b>				
Academic Salaries	\$ -	\$ -	\$ -	\$ -
Classified Salaries	-	-	-	-
Benefits	-	-	-	-
Supplies & Materials	-	-	-	-
Services & Operating	447,808	416,139	-	-
Equipment	62,653	134,956	336,000	336,000
Transfers Out	-	-	-	-
<b>Total Expenditures &amp; Transfers</b>	<b>\$ 510,461</b>	<b>\$ 551,095</b>	<b>\$ 336,000</b>	<b>\$ 336,000</b>
<b>Surplus/(Deficit)</b>	<b>\$ (383,362)</b>	<b>\$ (431,095)</b>	<b>\$ (220,000)</b>	<b>\$ (220,000)</b>

**BUILDING FUND DETAIL**

**2018-19 Final Budget**

Object	Object Name	Account	Account Name	2016-17	2017-18 Revised	2018-19 Tentative	2018-19
				Actuals	Budget	Budget	Final Budget
8800	Local Revenues (M)	8857	Interest	127,099	-	-	-
			<b>8800 - Total</b>	<b>127,099</b>	<b>-</b>	<b>-</b>	<b>-</b>
8860	Local Interest (M H)	8857	Interest	-	120,000	116,000	116,000
			<b>8860 - Total</b>	<b>-</b>	<b>120,000</b>	<b>116,000</b>	<b>116,000</b>
			<b>Total Local Revenues</b>	<b>127,099</b>	<b>120,000</b>	<b>116,000</b>	<b>116,000</b>
			<b>Total Revenues &amp; Transfers In</b>	<b>127,099</b>	<b>120,000</b>	<b>116,000</b>	<b>116,000</b>
5100	Personal Services Contracts	5145	Contract Services	-	86,684	-	-
		5173	Bond Program Mgmt Svc	-	199,350	-	-
		5180	Contract Services (includes so	393,481	130,105	-	-
		5186	Contract Serv - Social Science	54,328	-	-	-
			<b>5100 - Total</b>	<b>447,808</b>	<b>416,139</b>	<b>-</b>	<b>-</b>
5600	Rents, Leases, and Repairs	5634	Building Repair	-	-	-	-
		5671	Plumbing Maintenance/Repair	-	-	-	-
			<b>5600 - Total</b>	<b>-</b>	<b>-</b>	<b>-</b>	<b>-</b>
			<b>Total Services &amp; Operating</b>	<b>447,808</b>	<b>416,139</b>	<b>-</b>	<b>-</b>
6200	Building Improvements (H M	6205	Heating/Ventilation/Air Condi	15,275	-	-	-
		6269	New construction	(3,022)	91,417	-	-
		6270	Construction	17,243	15,110	25,000	25,000
			<b>6200 - Total</b>	<b>29,496</b>	<b>106,527</b>	<b>25,000</b>	<b>25,000</b>
6400	Capital Equipment, New (M)	6404	Equipment Purchase - New	33,157	28,429	-	-
		6405	Instructional Equipment - New	-	-	311,000	311,000
			<b>6400 - Total</b>	<b>33,157</b>	<b>28,429</b>	<b>311,000</b>	<b>311,000</b>
			<b>Total Equipment</b>	<b>62,653</b>	<b>134,956</b>	<b>336,000</b>	<b>336,000</b>
			<b>Total Expenditures &amp; Transfers O</b>	<b>510,461</b>	<b>551,095</b>	<b>336,000</b>	<b>336,000</b>

<b>OPEB FUND SUMMARY</b>				
<b>2018-19 Final Budget</b>				
<b>Description</b>	<b>2016-17 Actuals</b>	<b>2017-18 Revised Budget</b>	<b>2018-19 Tentative Budget</b>	<b>2018-19 Final Budget</b>
<b>Revenues</b>				
Federal Revenue	\$ -	\$ -	\$ -	\$ -
State Revenue	-	-	-	-
Local Revenue	86,692	524,024	942,870	942,870
Transfers In	-	-	-	-
<b>Total Revenues &amp; Transfers</b>	<b>\$ 86,692</b>	<b>\$ 524,024</b>	<b>\$ 942,870</b>	<b>\$ 942,870</b>
<b>Expenditures</b>				
Academic Salaries	\$ -	\$ -	\$ -	\$ -
Classified Salaries	-	-	-	-
Benefits	112,014	530,860	942,870	942,870
Supplies & Materials	-	-	-	-
Services & Operating	-	-	-	-
Equipment	-	-	-	-
Transfers Out	-	-	-	-
<b>Total Expenditures &amp; Transfers</b>	<b>\$ 112,014</b>	<b>\$ 530,860</b>	<b>\$ 942,870</b>	<b>\$ 942,870</b>
<b>Surplus/(Deficit)</b>	<b>\$ (25,322)</b>	<b>\$ (6,836)</b>	<b>\$ -</b>	<b>\$ -</b>

<b>OPEB FUND DETAIL</b>							
<b>2018-19 Final Budget</b>							
<b>Object</b>	<b>Object Name</b>	<b>Account</b>	<b>Account Name</b>	<b>2016-17 Actuals</b>	<b>2017-18 Revised Budget</b>	<b>2018-19 Tentative Budget</b>	<b>2018-19 Final Budget</b>
8800	Local Revenues (M)	8813	OPEB for Restricted Progre	82,191	109,014	110,850	110,850
		8857	Interest	4,501	-	-	-
		8882	Claim Settlement	-	412,010	826,720	826,720
			<b>8800 - Total</b>	<b>86,692</b>	<b>521,024</b>	<b>937,570</b>	<b>937,570</b>
8860	Local Interest (M H)	8857	Interest	-	3,000	5,300	5,300
			<b>8860 - Total</b>	<b>-</b>	<b>3,000</b>	<b>5,300</b>	<b>5,300</b>
			<b>Total Local Revenues</b>	<b>86,692</b>	<b>524,024</b>	<b>942,870</b>	<b>942,870</b>
8900	Other Revenue (M)	8971	Transfer In - OPEB	-	-	-	-
			<b>8900 - Total</b>	<b>-</b>	<b>-</b>	<b>-</b>	<b>-</b>
			<b>Total Transfers In</b>	<b>-</b>	<b>-</b>	<b>-</b>	<b>-</b>
			<b>Total Revenues &amp; Transfers</b>	<b>86,692</b>	<b>524,024</b>	<b>942,870</b>	<b>942,870</b>
3400	Health and Welfare (H M)	3457	OPEB	112,014	530,860	942,870	942,870
			<b>3400 - Total</b>	<b>112,014</b>	<b>530,860</b>	<b>942,870</b>	<b>942,870</b>
			<b>Total Benefits</b>	<b>112,014</b>	<b>530,860</b>	<b>942,870</b>	<b>942,870</b>
			<b>Total Expenditures &amp; Transf</b>	<b>112,014</b>	<b>530,860</b>	<b>942,870</b>	<b>942,870</b>

## WORKERS COMPENSATION FUND SUMMARY

### 2018-19 Final Budget

Description	2016-17 Actuals	2017-18 Revised Budget	2018-19 Tentative Budget	2018-19 Final Budget
<b>Revenues</b>				
Federal Revenue	\$ -	\$ -	\$ -	\$ -
State Revenue	-	-	-	-
Local Revenue	26,110	22,100	21,200	21,200
Transfers In	-	-	-	-
<b>Total Revenues &amp; Transfers</b>	<b>\$ 26,110</b>	<b>\$ 22,100</b>	<b>\$ 21,200</b>	<b>\$ 21,200</b>
<b>Expenditures</b>				
Academic Salaries	\$ -	\$ -	\$ -	\$ -
Classified Salaries	-	-	-	-
Benefits	(51,311)	-	-	-
Supplies & Materials	-	-	-	-
Services & Operating	90,317	92,000	50,000	50,000
Equipment	-	-	-	-
Transfers Out	-	-	-	-
<b>Total Expenditures &amp; Transfers</b>	<b>\$ 39,007</b>	<b>\$ 92,000</b>	<b>\$ 50,000</b>	<b>\$ 50,000</b>
<b>Surplus/(Deficit)</b>	<b>\$ (12,897)</b>	<b>\$ (69,900)</b>	<b>\$ (28,800)</b>	<b>\$ (28,800)</b>

## WORKERS COMPENSATION FUND DETAIL

### 2018-19 Final Budget

Object	Object Name	Account	Account Name	2016-17 Actuals	2017-18 Revised Budget	2018-19 Tentative Budget	2018-19 Final Budget
8800	Local Revenues (M)	8822	Other Income	24,656	20,000	20,000	20,000
		8857	Interest	1,453	2,100	1,200	1,200
			<b>8800 - Total</b>	<b>26,110</b>	<b>22,100</b>	<b>21,200</b>	<b>21,200</b>
8860	Local Interest (M H)	8857	Interest	-	-	-	-
			<b>8860 - Total</b>	<b>-</b>	<b>-</b>	<b>-</b>	<b>-</b>
			<b>Total Local Revenue</b>	<b>26,110</b>	<b>22,100</b>	<b>21,200</b>	<b>21,200</b>
8900	Other Revenue (M)	8930	Transfer In from WkComp	-	-	-	-
			<b>8900 - Total</b>	<b>-</b>	<b>-</b>	<b>-</b>	<b>-</b>
			<b>Total Transfers In</b>	<b>-</b>	<b>-</b>	<b>-</b>	<b>-</b>
			<b>Total Revenues &amp; Transfers</b>	<b>26,110</b>	<b>22,100</b>	<b>21,200</b>	<b>21,200</b>
3400	Health and Welfare (H M)	3452	Reinsurance Abatement	(51,311)	-	-	-
			<b>3400 - Total</b>	<b>(51,311)</b>	<b>-</b>	<b>-</b>	<b>-</b>
			<b>Total Benefits</b>	<b>(51,311)</b>	<b>-</b>	<b>-</b>	<b>-</b>
5100	Personal Services Contracts (H)	5180	Contract Services (include	90,317	92,000	50,000	50,000
			<b>5100 - Total</b>	<b>90,317</b>	<b>92,000</b>	<b>50,000</b>	<b>50,000</b>
			<b>Total Services &amp; Operating</b>	<b>90,317</b>	<b>92,000</b>	<b>50,000</b>	<b>50,000</b>
			<b>Total Expenditures &amp; Transf</b>	<b>39,007</b>	<b>92,000</b>	<b>50,000</b>	<b>50,000</b>

## All FUNDS SUMMARY

### 2018-19 Final Budget

Description	General Fund		Child	College Center							Total	
	Unrestricted	Restricted	Development	Capital Outlay	Self Insurance	Parking	Bond	College Center	Building	OPEB		Work Comp
<b>Revenues</b>												
Federal Revenue	\$ 10,300	\$ 1,796,760	\$ 18,484	\$ -	\$ -	\$ -	\$ -	\$ -	\$ -	\$ -	\$ -	\$ 1,825,544
State Revenue	\$ 19,152,714	\$ 5,797,981	\$ 362,354	\$ 716,463	\$ -	\$ -	\$ -	\$ -	\$ -	\$ -	\$ -	\$ 26,029,512
Local Revenue	\$ 24,307,556	\$ 1,245,041	\$ 80,350	\$ -	\$ 7,522,247	\$ 532,000	\$ 20,350	\$ 243,000	\$ 116,000	\$ 942,870	\$ 21,200	\$ 35,030,614
Transfers In	\$ -	\$ -	\$ 100,000	\$ -	\$ -	\$ -	\$ -	\$ -	\$ -	\$ -	\$ -	\$ 100,000
<b>Total Revenues &amp; Transfers</b>	<b>\$ 43,470,570</b>	<b>\$ 8,839,782</b>	<b>\$ 561,188</b>	<b>\$ 716,463</b>	<b>\$ 7,522,247</b>	<b>\$ 532,000</b>	<b>\$ 20,350</b>	<b>\$ 243,000</b>	<b>\$ 116,000</b>	<b>\$ 942,870</b>	<b>\$ 21,200</b>	<b>\$ 62,985,670</b>
<b>Expenditures</b>												
Academic Salaries	\$ 15,226,521	\$ 2,183,950	\$ -	\$ -	\$ -	\$ -	\$ -	\$ -	\$ -	\$ -	\$ -	\$ 17,410,471
Classified Salaries	\$ 7,193,582	\$ 1,772,781	\$ 337,228	\$ -	\$ -	\$ 275,760	\$ -	\$ 25,974	\$ -	\$ -	\$ -	\$ 9,605,325
Benefits	\$ 14,067,656	\$ 1,701,988	\$ 145,559	\$ -	\$ -	\$ 233,500	\$ -	\$ 20,490	\$ -	\$ 942,870	\$ -	\$ 17,112,064
Supplies & Materials	\$ 473,474	\$ 305,630	\$ 21,484	\$ -	\$ -	\$ 18,000	\$ -	\$ 200	\$ -	\$ -	\$ -	\$ 818,788
Services & Operating	\$ 6,171,098	\$ 1,787,248	\$ -	\$ 289,007	\$ 7,522,247	\$ 12,250	\$ -	\$ 135,587	\$ -	\$ -	\$ 50,000	\$ 15,967,437
Equipment	\$ 168,656	\$ 240,978	\$ -	\$ 418,456	\$ -	\$ -	\$ -	\$ -	\$ 336,000	\$ -	\$ -	\$ 1,164,090
Transfers Out	\$ 169,583	\$ 847,207	\$ -	\$ -	\$ -	\$ 14,700	\$ 20,300	\$ 20,300	\$ -	\$ -	\$ -	\$ 1,072,090
<b>Total Expenditures &amp; Transfers</b>	<b>\$ 43,470,570</b>	<b>\$ 8,839,782</b>	<b>\$ 504,271</b>	<b>\$ 707,463</b>	<b>\$ 7,522,247</b>	<b>\$ 554,210</b>	<b>\$ 20,300</b>	<b>\$ 202,551</b>	<b>\$ 336,000</b>	<b>\$ 942,870</b>	<b>\$ 50,000</b>	<b>\$ 63,150,265</b>
<b>Surplus/(Deficit)</b>	<b>\$ (0)</b>	<b>\$ -</b>	<b>\$ 56,917</b>	<b>\$ 9,000</b>	<b>\$ -</b>	<b>\$ (22,210)</b>	<b>\$ 50</b>	<b>\$ 40,449</b>	<b>\$ (220,000)</b>	<b>\$ -</b>	<b>\$ (28,800)</b>	<b>\$ (164,595)</b>
Projected Beginning Fund Balance*	\$ 7,993,631	\$ -	\$ 253,049	\$ 951,251	\$ 3,324,496	\$ 444,192	\$ 22,932	\$ 738,527	\$ 8,820,349	\$ 525,054	\$ 110,069	\$ 23,183,550
Projected Ending Fund Balance*	\$ 7,993,631	\$ -	\$ 309,966	\$ 960,251	\$ 3,324,496	\$ 421,982	\$ 22,982	\$ 778,976	\$ 8,600,349	\$ 525,054	\$ 81,269	\$ 23,018,955

\* Balances are projections and reflect fund balance as of 07-23-2018. Projected balances will change pending closure of 2017-18 accounting records and subsequent potential audit adjustments.

# FIDUCIARY FUNDS SUMMARY

## 2018-19 Final Budget

Description	Scholarship & Loan	Trust Funds	ORR Estate	Associated Students	Student Financial Aid	Total
<b>Total Revenues &amp; Transfers</b>	\$ 4,000,000	\$ 3,395,000	\$ 30,000	\$ 80,000	\$ 6,519,310	\$ 14,024,310
<b>Total Expenditures &amp; Transfers</b>	\$ 4,000,000	\$ 3,395,000	\$ 30,000	\$ 80,000	\$ 6,519,310	\$ 14,024,310
<b>Surplus/(Deficit)</b>	\$ -	\$ -	\$ -	\$ -	\$ -	\$ -