



**MONTEREY PENINSULA COMMUNITY COLLEGE DISTRICT
GOVERNING BOARD OF TRUSTEES**

**REGULAR MEETING
WEDNESDAY, MAY 27, 2015**

CORRESPONDENCE AND PUBLICATIONS

Shawn Anderson

From: Shawn Anderson
Int: Monday, April 13, 2015 5:42 PM
To: ALL USERS
Subject: Save the Date: Employee Recognition Ceremony

Follow Up Flag: Follow up
Flag Status: Flagged

SENT ON BEHALF OF MPC SUPERINTENDENT/PRESIDENT, DR. WALT TRIBLEY

Dear MPC:

Please save the date for MPC's annual Employee Recognition Ceremony, which will be held Friday, May 29, 2015. Additional details, including the time and location, will be forthcoming.

Best,
Dr. T

Walt Tribley
Superintendent/President
Monterey Peninsula College
980 Fremont St.
Monterey, CA 93940
,1-646-4060

Shawn Anderson

From: Amy Cavender
Sent: Tuesday, April 14, 2015 3:53 PM
To: ALL USERS
Subject: Thank you for supporting the 14th Annual ASA Culture Show last Saturday

Follow Up Flag: Follow up
Flag Status: Flagged
Expires: Friday, April 17, 2015 5:00 PM

Please see the message below from Tuyen Nguyen.

The 14th Annual Culture Show was a great success, and the night's performances were spectacular! Drawing from the wealth of cultural diversity in the Monterey Bay area, ASA invited the Spirit of Salinas Irish Dancers, Argentine Tango Dancers, Persian Dance Members, Indian Bollywood Dancers, Foreverliving Zumba Dance members, the Defense Language Institute Korean Fan Dance students, Mexican Ballet Folkloric Aguila Real, Vietnamese Language School performers, and the Miss and Mrs. Vietnam USA 2015 to participated in the 14th Annual ASA Culture Show on Saturday, 11 April 2015 in the MPC Theater. The show celebrated our area's diverse cultures with a fun and exciting display of various types of culture performances which included song, dance, and music. The ASA also recognized its members for their dedication to ASA as well as the ASMPC members, MPC staff, and other local culture show participants for their ongoing support of the ASA activities during this academic year.

The show was very successful and received a lot of compliments from MPC Administrators, faculty, staff, students, and culture show supporters. Distinguished guests who attended the 14th Annual Culture Show were Mayor of Salinas, Mr. Joe Gunter, Mayor of Seaside, Mr. Ralph Rubio, DLI Dean of the Asian School, Dr. Marina Cobb, DLI Dean of the Persian School, Dr. Shen Zhu, DLI Central Asian Languages Branch Chief, Dr. Surinder Rana, MPC Superintendent/President, Dr. Walter Tribbley, MPC Interim Vice-President of Academic Affairs, Mr. Mike Gilmartin, MPC Board of Trustees, Dr. Margaret-Anne Coppennoll and Maury Vasquez, Representatives for State Assemblyman Mark Stone, Ms. Taina Vargas-Edmond, Representatives for Monterey County Supervisor Dave Potter, Mr. Bryan Flores, and Representatives for Arts Council for Monterey County, Ms. Berniz House.

The Asian Student Association members would also like to take this opportunity to thank the administrators, faculty, staff, and students in both Monterey Peninsula College and the Defense Language Institute for their attending the ASA Culture Show. The club members were honored by their presence.

In addition, the ASA members want to thank the Theater Department Chair, Gary Bolen, for allowing members to hold their 14th Annual Culture Show in the Theater, the Division chair and

Division Office Manager of Creative Arts, Dr. John Anderson and Barbara Smallwood, for allowing the ASA performers to do their rehearsals in the Music Hall, the Facilities Staff for providing Trash bins, a podium, and chairs to use during the culture show, and the Theater Staff for their technical support and managing stage during the culture show.

In addition, the ASA members would like to thank the Arts Council of Monterey County, the MPC Inter-Club Council, and the MPC Activities Council for supporting and sponsoring the 14th Annual ASA Culture Show.

The Asian Student Association received several Certificates of Recognition from local politicians to recognize its members for their dedication as well as their academic achievements. The ASA 2015 recipients were:

An Vu, Kim Anh Tran, Sadie Calamaco, and Shahin Ayazi received certificates of recognitions from the 17th District U.S. Congressman Mike Honda in San Jose.

Matthew Mora, Moises H. Guzman, Lisa Eisemann, Jonathan Ruiz Santo, Richard Nitsche, and Omar Juarez-Santos received certificates of recognitions from the 20th District U.S. Congressman Sam Farr.

Cindy Ortega, Leza D. Turner, Joceline Padilla, Ciann Amalan, Sunshine Giesler, and Ria Shirdhankar received certificates of recognition from the 17th Senatorial District, State Senator Bill Monning.

Arthur Hernandez, Sam McCrea, Amitesh Kumar, Lyl Alfafara, Ira Shidhankar, Maury Vasquez, Kate Hwang, Abidin Soydan, and Marvin Jeronimo received certificates of recognition from the 29th Assembly District, State Assembly Member Mark Stone.

Jeremy Schumann, Aletia Egipciaco, Julie Osborne, Maury Vasquez, Sadie Calamaco, and Alex Barata received certificates of recognition from the 4th District Monterey County Supervisor Jane Parker.

Maryam M. Nashed, Maria N. Jimenez, Richard McNelly, Kim Anh Tran, and An Vu received certificates of recognition from the 5th District Monterey County Supervisor Dave Potter.

Shawn Anderson

From: Walter Tribley
Sent: Tuesday, April 14, 2015 4:27 PM
To: ALL USERS
Subject: Nominations for 2015 "Difference Makers" Award

Follow Up Flag: Follow up
Flag Status: Flagged

Dear MPC,

I am pleased to request nominations for the **2015 "DIFFERENCE MAKERS"** award to recognize employees who have had a significant impact at the college during the year. A description of the award is provided below.

Nominations may be made by any supervisor at MPC.

To make a nomination, please email your nominations to me, with an explanation about how the nominee meets the criteria for the award.

Nominations must be received by **Friday, May 1, by 5:00 PM.**

Thank you,

Walt Tribley

MPC Difference Makers Awards

This spring, Monterey Peninsula College continues the tradition begun in spring 2008 to recognize the College's Difference Makers. MPC Difference Makers are classified, faculty, and management employees who have made a significant impact on the college during the academic year. Examples of "significant impact" can be defined as:

- "Going above and beyond the call of duty" to ensure student and/or instructional needs are met
- "Going above and beyond the call of duty" to help MPC realize its institutional goals
- "Going above and beyond the call of duty" to help plan or facilitate outreach activities

The names of the Difference Makers and their contributions will be announced at the Employee Recognition Ceremony on May 29. Recipients will receive a modest monetary award. The Monterey Peninsula College Foundation is underwriting the financial award.

Nominations may be made by any supervisor at MPC.

A nomination is comprised of an email detailing the employee's contribution(s) over the previous academic year.

Nominations are due by Friday, May 1, at 5:00 pm (send to: wtribley@mpc.edu).

A committee comprised of two administrators, two faculty members, and two classified staff members will review

nominations and select up to three honorees.

PRIOR RECIPIENTS

YEAR	RECIPIENTS	DEPARTMENT
2014	Pete Benavente (Classified) Tracie Catania (Faculty) Catherine Webb (Faculty)	Nursing Math Library
2013	Eddie Gil de Montes (Classified) Henry Marchand (Faculty) Christine Wood (Classified)	Graphic Arts English Chemistry
2012	Dan Beck (Management) Alethea De Soto (Faculty) Georgina Leyva (Classified)	Theater Matriculation Marina Ed Center
2011	Beth Benoit (Classified) Song Monroe (Classified) Brian Streetman (Classified)	Life Science Social Science English Skills and Study Center
2010	Fred Hochstaedter (Faculty) Kali Viker (Confidential)	Earth Sciences Human Resources
2009	John Kalina (Classified) Deb Schulte (Faculty) Leslie Turrini Smith (Faculty)	Information Technology Nursing School Earth Sciences
2008	Gary Bolen (Faculty) Lavester Boykin (Classified) Andres Durstenfeld (Faculty) Jeannie Kim (Faculty)	Theater Information Technology Biology English

Shawn Anderson

From: Walter Tribley
Sent: Tuesday, April 14, 2015 4:27 PM
To: ALL USERS
Subject: Nominations for 2015 Classified Employee Recognition Award

Follow Up Flag: Follow up
Flag Status: Flagged

Dear MPC,

I am pleased to request nominations for the 2015 Classified Employee Recognition Award. This annual award, sponsored by the MPC Foundation since 2006, recognizes a classified employee for excellence in job performance. The nomination process and criteria are described below.

Please email your nomination to me with an explanation about how the nominee fulfills the criteria for the award. Nominations must be received by **Friday, May 1, by 5:00 PM.**

Thank you,
Walt Tribley

MPC Classified Recognition Award

Sponsored by the MPC Foundation

Who are Eligible: MPC Classified Employees

What: An annual award presented to one MPC Classified employee, including a modest monetary award

When: To be presented at the annual Employee Recognition Ceremony on Fri., May 29

Criteria: Award will be presented to an employee who exemplifies excellence in job performance and "goes the extra mile". Award will be based upon:

1. Attendance
2. Attitude
3. Friendliness/all-around good person
4. Effect of their work will be campus-wide

Process: President will solicit nominees from all employees. Nominees will be reviewed by the President and Vice Presidents and one employee selected to receive the award.

Deadline: Nominations are due **Friday, May 1, 2015, 5:00 PM.**
Email your nominations with an explanation about how the nominee fulfills the above criteria to: wtribley@mpc.edu.

PRIOR RECIPIENTS

2014 Honoree -- Gabino Valladares

2013 Honoree – Paula Norton

2012 Honoree – Laura Worley

2011 Honoree – Anne Marie Illien

2010 Honoree – Christine Hunsley

2009 Honoree – Linda Pridmore

2008 Honoree – Helmut Schonwalder

2007 Honoree – Brenda Kalina

2006 Honoree – David Albright

Shawn Anderson

From: Suzanne Ammons
Sent: Wednesday, April 15, 2015 2:44 PM
To: ALL USERS
Subject: RE: Notification of brush fire near Iris Canyon-UPDATE

Follow Up Flag: Follow up
Flag Status: Flagged

Update: MPC Security reports that the brush fire has been successfully contained to south of Glenwood Circle. We will continue to monitor and forward relevant information.

Thank you,

Suzanne Ammons
Admin. Asst. to the Vice President for Admin. Svc
Monterey Peninsula College
980 Fremont
Monterey, CA 93940

831-645-1359

From: Suzanne Ammons
Sent: Wednesday, April 15, 2015 2:17 PM
To: ALL USERS
Subject: Notification of brush fire near Iris Canyon

MPC Security is monitoring new information reporting a brush fire near Iris Canyon. Cal Fire and other emergency crew are on scene and will monitor and report with further information as it becomes available to us.

Thank you,

Suzanne Ammons
Admin. Asst. to the Vice President for Admin. Svc
Monterey Peninsula College
980 Fremont
Monterey, CA 93940

831-645-1359

Shawn Anderson

From: Shawn Anderson
sent: Wednesday, April 15, 2015 3:09 PM
To: ALL USERS
Subject: American Flags to Half Staff

Follow Up Flag: Follow up
Flag Status: Flagged

Sent on BEHALF OF MPC SUPERINTENDENT/PRESIDENT, WALT TRIBLEY

Dear MPC:

As noted below, our flag is being flown at half-staff today to honor President Abraham Lincoln on the Day of Remembrance and to honor the victims of the Boston Marathon Bombings of April 15, 2013.

Best Regards,
Walt Tribley

Fly the United States Flag at Half Staff on Wednesday April 15, 2015

Presidential Proclamation

DAY OF REMEMBRANCE FOR PRESIDENT ABRAHAM LINCOLN

BY THE PRESIDENT OF THE UNITED STATES OF AMERICA

A PROCLAMATION

President Abraham Lincoln believed that we are, at heart, one Nation and one people. At a time when America was torn apart and our very future was in doubt, he knew our country was more than a collection of States, and that we shared a bond that would not break. One hundred fifty years after President Lincoln's death, Americans join together across the Union he saved to honor his memory and celebrate the freedom for which he gave his last full measure of devotion.

A self-taught man, rugged rail-splitter, and humble lawyer from Springfield, Illinois, President Lincoln believed in the fierce independence that lies at the heart of the American experience. But he also knew that together, we can do great things -- that it is through the accumulated toil and sacrifice of ordinary women and men that our

country is perfected and our liberty preserved.

President Lincoln understood the immense sacrifices required to give meaning to our founding principles. With enduring faith and steady resolve, he led our Nation through Civil War, knowing the blood shed was in painful service to those same ideals. He sought to reunite our people not only in Government, but also in a freedom that knew no bounds of color or creed. It was in this spirit that he issued the Emancipation Proclamation, forever joining the cause of our Union with the advancement of liberty. As our Nation gave birth to a new era of freedom, President Lincoln charted a course that would help bind the wounds of a divided country and bring healing to a people who desperately needed it.


Even while his Presidency was characterized by war, his ambition was a just and lasting peace. Amid the discord of great conflict, President Lincoln demonstrated the wisdom to look forward. He knew a united America could serve the hopes of all its people if they seized the opportunity of their time. He established land-grant colleges and committed to a railroad connecting East to West, even as he fought to hold together North and South. He fueled new enterprises with a national currency, spurred innovation, and ignited America's imagination with a National Academy of Sciences.

As we reflect on the Great Emancipator, we are reminded that we will be remembered for what we choose to make of the moment we are given. President Lincoln has passed on a tremendous legacy to us, and we too are called to do great things. His example gives us confidence that whatever trials await us, this Nation and the freedom we cherish can, and will, prevail. Today, we reflect on the extraordinary progress he made possible, and with one voice, we rededicate ourselves to the work of ensuring a Government of the people, by the people, for the people, shall not perish from the earth.

NOW, THEREFORE, I, BARACK OBAMA, President of the United States of America, by virtue of the authority vested in me by the Constitution and the laws of the United States, do hereby proclaim April 15, 2015, as a Day of Remembrance for President Abraham Lincoln. I call upon all Americans to honor his life and legacy with appropriate programs, ceremonies, and activities. I also call upon the Governors of the United States and its Territories, and appropriate officials of all units of government, to direct that the flag be flown at half-staff on the Day of Remembrance for President Abraham Lincoln. I further encourage all Americans to display the flag at half-staff from their homes and businesses on that day.

IN WITNESS WHEREOF, I have hereunto set my hand this fourteenth day of April, in the year of our Lord two thousand fifteen, and of the Independence of the United States of America the two hundred and thirty-ninth.

BARACK OBAMA



Flag Status

Half-Staff: April 15, 2015

Please be advised that Massachusetts Governor Charlie Baker has ordered the United States flag and the Commonwealth flag be **lowered** to half-staff at all state buildings from sunrise to sunset on Wednesday, April 15, 2015 in honor of the individuals who lost their lives and were injured during the Boston Marathon Bombings of April 15, 2013.

This gubernatorial order applies to:

1. The main or administration building of each public institution of the Commonwealth, e.g. town and city halls
2. Other state-owned or state-controlled buildings
3. All state military installations

Shawn Anderson

From: Suzanne Ammons
Sent: Wednesday, April 15, 2015 4:14 PM
To: ALL USERS
Subject: FW: April 17th - Emergency Preparedness Training

Follow Up Flag: Follow up
Flag Status: Flagged

Reminder: This Friday, April 17th we will be conducting our Emergency Preparedness Drill between 9:30 a.m. and 10:00 a.m. The drill will focus specifically on emergency communication announcements through the Informacast system and test responses from our Building Response Team members using some new communication methods. Between now and then, you may want to become familiar with who your Building Response Team member is. We will send one announcement at the onset of the drill and conclude with the "All Clear" to mark the conclusion of the drill.

Thank you,

*Suzanne Ammons
Admin. Asst. to the Vice President for Admin. Svc
Monterey Peninsula College
980 Fremont
Monterey, CA 93940*

831-645-1359

From: Suzanne Ammons
Sent: Friday, March 20, 2015 10:28 AM
To: ALL USERS
Subject: April 17th - Emergency Preparedness Training

All,

Please be aware, that on Friday, April 17th around mid-morning, we will be conducting this semester's testing of our Emergency Preparedness, specifically as this preparedness relates to our communications system. Additional information and details will be forthcoming as we near the date.

Thank you,

*Suzanne Ammons
Admin. Asst. to the Vice President for Admin. Svc
Monterey Peninsula College
980 Fremont
Monterey, CA 93940*

831-645-1359

Shawn Anderson

From: Shawn Anderson
Sent: Thursday, April 16, 2015 10:34 AM
To: ALL USERS
Subject: REMINDER: April 17 Budget 101 Seminar, 11:00am-1:00pm

Follow Up Flag: Follow up
Flag Status: Flagged

PLEASE SEE BELOW FOR A REMINDER FROM SUPERINTENDENT/PRESIDENT, DR. WALT TRIBLEY

Dear MPC,

We are holding a seminar on the basics of budgeting in the California Community College system on Friday, April 17, from 11:00am-1:00pm in LF-103. Dr. Steve Kinsella, Superintendent/President (S/P) of Gavilan CCD will be our presenter. Dr. Kinsella has been at Gavilan College in this role for about 12 years. Prior to moving to the S/P role, Dr. Kinsella was one of the most highly-regarded VPs of Administrative Services in the California Community College system. One part of his professional journey included MPC, as many of you may recall.

While you are all invited, please work with your supervisors to ensure that our operations are covered for that day/time.

Best,

Dr. T.

Shawn Anderson

From: Shawn Anderson
Sent: Friday, April 17, 2015 10:44 AM
To: ALL USERS
Subject: MPC Special Board Meeting (Board Tour), April 20, 2015

Follow Up Flag: Follow up
Flag Status: Flagged

Dear MPC:

On Monday, April 20, 2015, MPC's Governing Board will convene for a Board Tour of the site for the Public Safety Training Center, Phase II. The tour will begin at 2:00 p.m. at the Education Center at Marina.

The agenda has been uploaded to the Board of Trustees [webpage](#).

Have a great morning!

Best Regards,
Shawn

Shawn Anderson

Executive Assistant to Superintendent/President and the Governing Board
Monterey Peninsula College
30 Fremont Street
Monterey, CA 93940
sanderson@mpc.edu
Phone: (831) 646-4272

Shawn Anderson

From: Walter Tribley
Sent: Friday, April 17, 2015 5:23 PM
To: ALL USERS
Subject: Forums for VP Candidates

Follow Up Flag: Follow up
Flag Status: Flagged

Dear MPC,

The search committees for the positions of Vice President of Academic Affairs and Vice President of Student Services have forwarded finalists for consideration. In May, there will be an open forum for each of the finalists and I encourage all of you to attend. The schedule is listed below.

Vice President of Academic Affairs Open Forums

Monday, May 4, 1:30 pm, LF-102
Tuesday, May 5, 2:00 pm, LF-102
Wednesday, May 6, 1:30 pm, LF-102
Thursday, May 7, 2:00 pm, LF-102

Vice President of Student Services Open Forums

Tuesday, May 5, 3:30 pm, LF-102
Thursday, May 7, 3:30 pm, LF-102

Biographical information will be distributed on each candidate prior to the open forum. More details on the format of the forum will also be forthcoming as we get closer to May.

I hope to see you at the open forums and welcome your confidential feedback on the finalists.

Walt

Shawn Anderson

From: Shawn Anderson
Sent: Friday, April 17, 2015 6:03 PM
To: ALL USERS
Subject: MPC Regular Board Meeting, April 22, 2015

Follow Up Flag: Follow up
Flag Status: Flagged

Dear MPC:

MPC's Governing Board will hold its regular meeting on Wednesday, April 22, 2015. Please note the new times below.

Closed Session: 11:00 a.m., Administration Building, Large Conference Room
Regular Meeting (Business): 1:30 p.m., MPC Student Center, Almaden Lounge
Regular Meeting (Reports): 3:00 p.m., MPC Student Center, Almaden Lounge

The Board packet has been uploaded to the Board of Trustees [webpage](#).

Have a great weekend!

Best Regards,
Shawn

Shawn Anderson

Executive Assistant to Superintendent/President and the Governing Board
Monterey Peninsula College
980 Fremont Street
Monterey, CA 93940
sanderson@mpc.edu
Phone: (831) 646-4272

Shawn Anderson

From: Leslie Procive
ent: Monday, April 20, 2015 3:17 PM
To: ALL USERS
Subject: FW: MPC Online Faculty Showcase #2 - April 24th - MPC Online Faculty Coffee and Conversation

Follow Up Flag: Follow up
Flag Status: Flagged

Sent on behalf of the MPC Online Team

Greetings MPC Faculty,

Join us at **this Friday's MPC Online Faculty Coffee & Conversation** to learn about the California Community College **Online Education Initiative (OEI) pilot** and see an **eye-opening showcase by OEI pilot faculty member Dr. Steven Albert**.

The Online Education Initiative (OEI) is a collaborative effort among California Community Colleges (CCCs) designed to increase student success and completion by working together to increase access to quality online courses and support services for students.

Dr. Albert and other MPC faculty (Mary Johnson, Pam Van Zwaluwenburg, and Scott Moller) applied to be pilot instructors in the OEI. Their courses underwent an extensive quality review process and were all selected for the pilot. Dr. Albert will share his ECON 4 course which received high marks from the OEI course review team.

Join us this **Friday, April 24th from 11:00 a.m.-noon in LTC 317** to hear more about the Online Education Initiative and hear Dr. Albert share his experience going through course review, discuss his participation in the OEI pilot, and provide an overview of his online course design.

This Friday's session provides you with an opportunity to learn more about the Online Education Initiative and support your peer. Once again, we will enjoy coffee and treats provided by MPC's Hospitality students!

No registration required.

.....
Jon Knolle, Ed.D.
Associate Dean of Instructional Technology & Development

Monterey Peninsula College
980 Fremont Street
Monterey, CA 93940-4799
(831) 646-3030
jknolle@mpc.edu

Shawn Anderson

From: Alfred Hochstaedter
Sent: Monday, April 20, 2015 4:04 PM
To: ALL USERS
Subject: FW: MPC Desalination Forum and Earth Day
Attachments: desalpanel3sm.pdf; myostrawberry.pdf

Follow Up Flag: Follow up
Flag Status: Flagged

Sent on behalf of Kevin Raskoff and the MPC Environmental Club...

From: Kevin Raskoff
Sent: Monday, April 20, 2015 2:05 PM
To: Alfred Hochstaedter
Subject: MPC Desalination Forum and Earth Day

Fred, could you please send this out to the campus faculty and staff?

MPC Community,

As you are hopefully aware, this Wednesday is Earth Day and the campus is celebrating the event in several ways. From 10-2pm, dozens of clubs, local businesses, and organizations will be on campus at the Student Center. There will be live music, free food, and a lot of great information being shared. I'd like to especially invite you and your students to a panel discussion on desalination. The Environmental Club has invited several speakers from all sides of the issue to have a public conversation on this important topic and take our questions. Speakers include local voices from CalAm water, The Herald, Hopkins Marine station, and the Monterey Bay National Marine Sanctuary. I hope interested faculty will not only advertise the event in their classes, but might think about using the event as a potential assignment or extra credit opportunity. The Desalination Forum is happening in Lecture Forum room 102, from 1-2pm.

Lastly, the hard working Environmental Club is also having a fundraiser at MYO on Tuesday, just mention the club and they will get some funds to put towards next years event.

Flyers are attached!

Please let me know if you have any questions.
Kevin

Kevin Raskoff, Ph.D.
Biology Department
Monterey Peninsula College
980 Fremont Street, Monterey, CA 93940
(831) 646-4132
Email: kraskoff@mpc.edu
Web: www.mpcfaculty.net/kevin_raskoff

Shawn Anderson

From: Amy Cavender
sent: Monday, April 20, 2015 4:47 PM
To: ALL USERS; Student All Users
Subject: NAMI Tabling Event 4/29

Follow Up Flag: Follow up
Flag Status: Flagged

Sent on behalf of Student Health Services. For inquiries, please send to Brianna Anderson at banderson@mpc.edu.



Student Health Services Proudly Presents:

NAMI Tabling Event

 **NAMI** Monterey County

Informing, educating and supporting people with mental illness and their families

What: NAMI is the National Alliance on Mental Illness, the nation's largest grassroots mental health organization dedicated to building better lives for the millions of Americans affected by mental illness. NAMI advocates for access to services, treatment, supports and research and is steadfast in its commitment to raise awareness and build a community for hope for all of those in need.

When: Wednesday, April 29, 2015 from 12-1pm

Where: Main entrance lobby area of the library

Why: Mental illness affects everyone. Nearly 60 million Americans experience a mental health condition every year. Regardless of race, age, religion or economic status, mental illness impacts the lives of at least one in four adults and one in 10 children across the United States. People living with

mental illness need help and hope: they need a community that supports them, their families and their recovery. ***Because mental illness devastates the lives of so many Americans, NAMI works every day to save every life.***

***Brianna Anderson
Project Coordinator
Making Sense of Student Life
Monterey Peninsula College
Student Health Services
(831) 646-4017***

An advertisement for "at-risk Gatekeeper Training" featuring a man in a suit and glasses. The background shows a computer monitor displaying a website. The text on the left reads "STRESSED STUDENTS: How you can help" and "Learn how to identify, talk to, and refer students in this innovative online training." The text on the right reads "at-risk Gatekeeper Training" and "kognito.com/ccc START NOW".

**STRESSED STUDENTS:
How you can help**

Learn how to identify, talk to, and refer students in this innovative online training.

at-risk
Gatekeeper Training

kognito.com/ccc **START NOW**

Shawn Anderson

From: Shawn Anderson
Sent: Tuesday, April 21, 2015 8:01 PM
To: ALL USERS
Subject: Peace Paper Project-Lecture Thursday April 30, 6:30 pm, AS 107

Follow Up Flag: Follow up
Flag Status: Flagged

SENT ON BEHALF OF ROBYNN SMITH

Hello everyone,

As promised in my flex day presentation, the Peace Paper Project is coming to MPC! Please consider coming to this unusual event. Bring your students!

PEACE PAPER PROJECT

"PAPERMAKING TO PROMOTE SOCIAL CHANGE"

Lecture by Drew Matott and Margaret Mahan, Peace Paper Project

Thursday, April 30, 6:30pm

Monterey Peninsula College • Art Department • Room AS107

FREE EVENT • PUBLIC INVITED

For two millennia, humankind has created paper by hand. Whatever the intention behind the paper, every fiber that goes into the making of paper has a story to tell.

Peace Paper Project uses the ancient tradition of hand papermaking as a vehicle for personal expression and cultural change. Paper is no longer just a chapter in a history textbook; it has become a beacon for socially engaged art.

The process of making paper is a direct manifestation of resilience, as it requires breaking something down in order to create something new and beautiful. Through direct collaboration with art therapists, **Peace Paper** brings papermaking to healing populations. From clinical settings to community art centers, we use paper as an expressive tool for coping with trauma.

Our portable studio enables us to use paper as a form of public intervention. By setting up in urban centers and student unions, the public is invited to become participants in papermaking processes that address specific social issues. **Panty Pulping** is an example: on college campuses, this project invites students to stand in solidarity against sexual and domestic violence through making paper out of unmentionables. **Papermaking with invasive aquatic plants** is another exciting public action piece. Using pedal power, communities transform non-native plants into pulp for papermaking that reflects the human imprint on the environment.

Since 2011, we have helped develop 14 papermaking programs that operate in the **Peace Paper** spirit of using the process as a tool for healing and public interaction. We are dedicated to helping strengthen communities through our workshops, interventions and training opportunities.



Shawn Anderson

From: Walter Tribley
Sent: Wednesday, April 22, 2015 11:35 AM
To: ALL USERS
Subject: Kinsella Budget 101 Presentation
Attachments: Kinsella Budget 101 Presentation - 4-17-2015.pdf; Kinsella - MPC Supporting Docs 1.pdf; Kinsella - MPC Supporting Docs 2.pdf

Follow Up Flag: Follow up
Flag Status: Flagged

Dear MPC:

For those of you who were unable to attend, attached is Steve Kinsella's PowerPoint presentation from last Friday, along with the two handouts provided at the session.

IT will be sending out a link to the video of the presentation later today.

Walt

Basic Budget Development Factors for MPC

Dr. Steven Kinsella, CPA, CIA, CGMA

Governmental Accounting

- * Government Accounting Standards Board for governmental entities
- * State Chancellor's Office, Budget and Accounting Manual
- * Fund Accounting is Required for operations including submitting financial reports to the state. Modified accrual accounting
- * The exception is the Annual Audit Report where all financials are based on accrual accounting

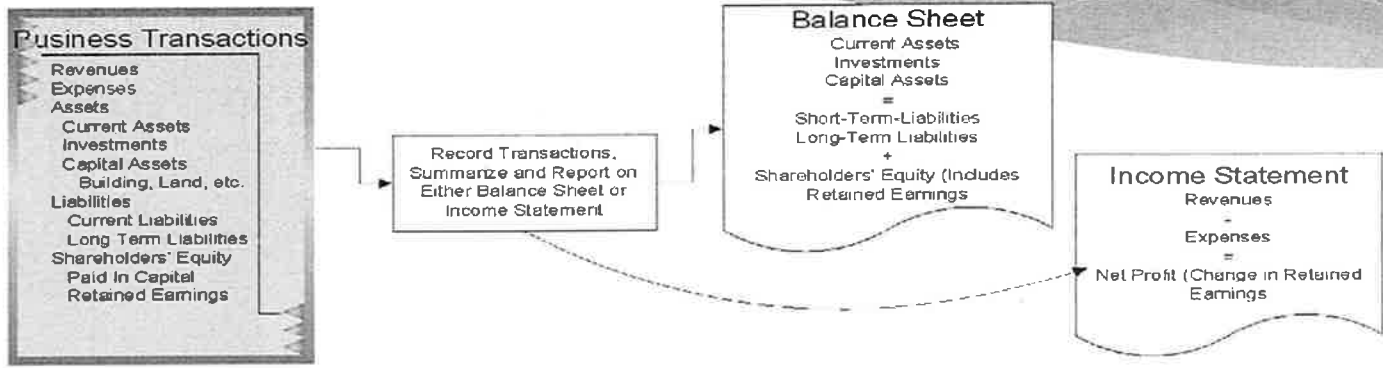
Funds

- * All transactions are recorded in one of several “funds” – a self balancing set of accounts that captures all similar types of transactions
- * Governmental, Fiduciary and Trust fund types
- * Agency providing funds typically requires a separate accounting of costs and revenues – restricted to agency’s prescribed purposes
- * Funds are moved from fund to fund and it confuses EVERYONE over time

Commercial vs. Governmental Accounting

Commercial Accounting

All Transactions in one set of statements For-Profit Focus Match Revenues and Expenses



Governmental Accounting

Record Transactions by Fund No Profit Focus (Measurement not important) Record Revenues and Expenditures

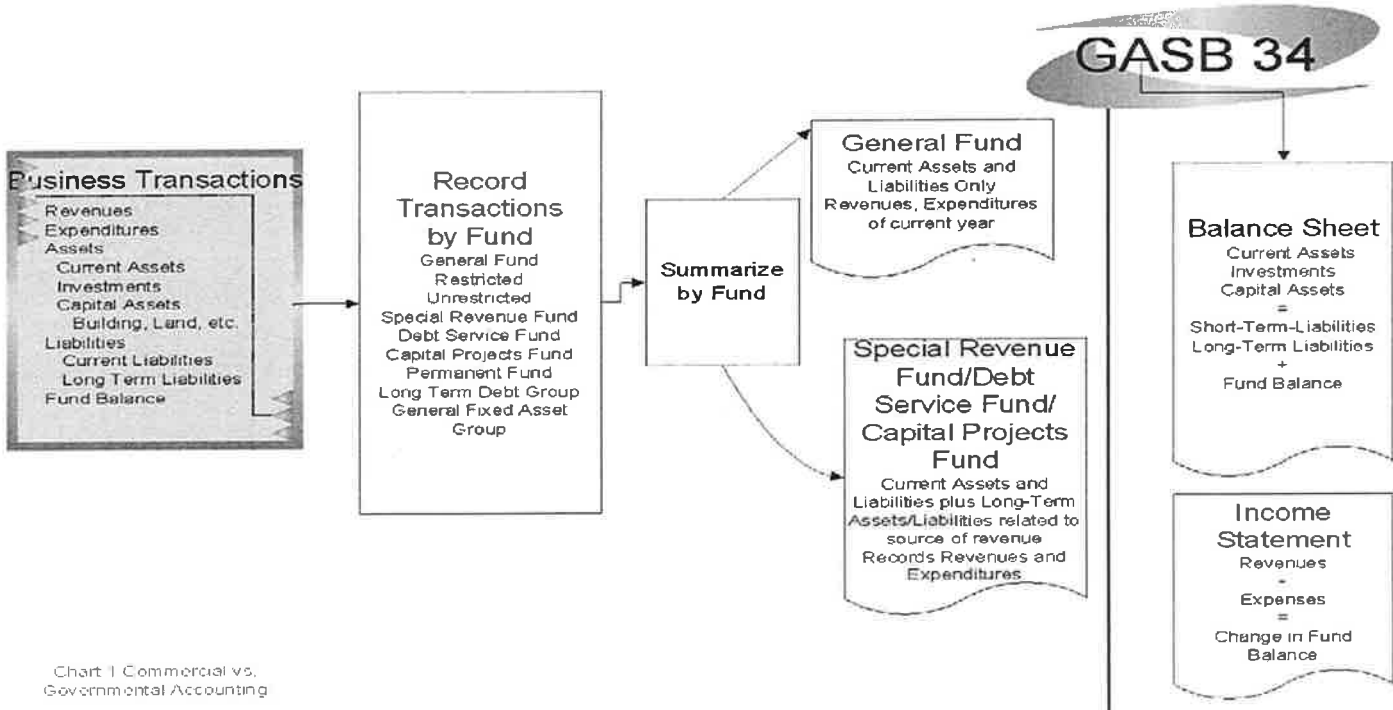


Chart 1 Commercial vs. Governmental Accounting

Follow the Money

- * Look for inter-fund transfers – what goes into the Unrestricted General Fund and what goes out to other funds
- * Are you supporting yourself on a year-to-year basis or are you using money from another fund – these are key issues everyone should be aware of as the entity as a whole is examined

Various Elements of Budgets

- * Revenues

- * All sources – completeness and accurate
- * What are your primary sources of revenue
 - * State Apportionment
 - * Federal (grants)
 - * Local

- * Expenditures

- * All sources- completeness and accurate
- * Salaries and Benefits 80% (average over time)

Where do you find authoritative data?

- * State reports filed at Chancellor's Office
 - * Annual CCFS-311
 - * FON
 - * 50% law
 - * FON
 - * Apportionment Reports
 - * Fiscal Data Abstract

Website: www.cccco.edu go to Finance and Facilities then to Fiscal Services

Monterey Peninsula College Revenue Calculations
Actual Years 08/09 to 13/14 and Projected 14/15

Description	Actual FY 08/09	Actual FY 09/10	Actual FY 10/11	Actual FY 11/12	Actual FY 12/13	Actual FY 13/14	Budget FY 14/15
Base Revenue	\$ 36,841,237	\$ 37,503,895	\$ 37,503,895	\$ 33,658,355	\$ 33,658,355	\$ 32,537,207	\$ 33,020,210
COLA		\$ -	\$ -	\$ -	\$ -	\$ 510,834	\$ 280,672
Growth	\$ 445,158	\$ -	\$ 145,602	\$ -	\$ -		
Restoration	\$ 1,517,280	\$ -			\$ 111,454		\$ -
Prior Year Adjustments	\$ (285,610)	\$ (14,376)	\$ -				
Stability				\$ 1,387,840		\$ 1,251,953	28,070
Computational Revenue	\$ 38,518,065	\$ 37,489,519	\$ 37,649,497	\$ 35,046,195	\$ 33,769,809	\$ 34,299,994	\$ 33,328,952
Deficit	\$ (458,318)	\$ -	\$ (121,669)	\$ (679,293)	\$ (5,745)	\$ -	\$ (493,754)
Net Revenue	\$ 38,059,747	\$ 37,489,519	\$ 37,527,828	\$ 34,366,902	\$ 33,764,064	\$ 34,299,994	\$ 32,835,198
Workload Reduction							
Net Change in Revenue	\$ 1,218,510	\$ (14,376)	\$ 23,933	\$ (3,160,926)	\$ (602,838)	\$ 535,930	\$ (1,464,796)
	3.31%	-0.04%	0.06%	-8.40%	-1.72%	1.59%	-4.27%
Workload Reduction		(330.34)		(587.29)			
Credit FTES	6,472.74	6,256.78	7,112.52	6,568.75	6,186.39	6,032.03	6,045.74
NonCredit FTES	2,061.38	1,947.00	525.90	485.69	651.57	381.22	336.91
NonCredit CDCP	-	-	43.37	40.05	44.29	110.54	120.33
Total FTES	8,534.12	8,203.78	7,681.79	7,094.49	6,882.25	6,523.79	6,502.98

Unrestricted General Fund

	Beginning			Surplus	Transfers	Ending
Year	Balance	Revenues	Expenditures	(Deficit)	in/(out)	Balance
FY 13/14	\$ 3,895,079	\$ 36,678,285	\$ 37,336,399	\$ (658,114)	\$ 648,744	\$ 3,885,709
FY 12/13	4,586,890	36,060,096	31,843,285	4,216,811	(4,908,622)	3,895,079
FY 11/12	3,763,831	36,462,611	31,317,662	5,144,949	(4,321,890)	4,586,890
FY 10/11	4,268,759	40,111,566	32,869,033	7,242,533	(7,747,461)	3,763,831
FY 09/10	4,182,989	39,518,284	32,600,756	6,917,528	(6,831,758)	4,268,759

Comparative Information

50% Law Reported Percentages

Year	MPC	Average
FY 13/14	53.71	51.5
FY 12/13	52.99	51.5
FY 11/12	52.53	51.41
FY 10/11	53.43	51.43
FY 09/10	55.7	51.75

Self Insurance Fund

Self Insurance Fund				
	Beginning			Ending
Year	Balance	Inflows	Outflows	Balance
FY 14/15	\$6,642,543	\$6,553,264	\$8,794,471	\$4,401,336
FY 13/14	\$8,292,175	\$6,349,078	\$8,099,078	\$6,542,175
FY 12/13	\$8,736,186	\$6,632,229	\$8,050,809	\$7,317,606
FY 11/12	\$9,327,145	\$6,886,665	\$7,477,624	\$8,736,186
FY 10/11	\$8,479,076	\$7,163,249	\$6,906,139	\$8,736,186
	\$8,479,076	\$33,584,485	\$39,328,121	\$4,401,336

Other Post Employment Benefits

- * About \$ 12 million that needs to be addressed at some point soon

General Commentary

- * DO ANYTHING !!! – Take control of the situation so you don't get whiplash or have to face other unfavorable consequences
- * No One will “save” you – we are all independently accountable and responsible for what our colleges do or don't do

Options – Create them or take advantage of what is already available

- * Environmental Factors

- * Location determines programming

- * “Harvest” the residents who can be students – find them as they are there if your community has an increasing population as they are all potentially students

- * State Funding

- * Temporary improvement – economy is very strong but it is passing you by because of the loss of enrollment

Strategic Planning

- * Identify your strategic advantages
- * Focus on correcting weaknesses that you know are holding you back – whatever they are just be honest about them – try to remove the emotional pleas as they don't generate any new resources nor do they reduce expenditures
- * When selecting changes look at capacity issues as a general concept so you can react to opportunities

Q&A

* Questions?

Monterey Peninsula College Revenue Calculations

Actual Years 08/09 to 13/14 and Projected 14/15

Description	Recalc FY 08/09	Recalc FY 09/10	Recalc FY 10/11	Recalc FY 11/12	Recalc FY 12/13	Recalc FY 13/14	Budget FY 14/15
Base Revenue	\$ 36,841,237	\$ 37,503,895	\$ 37,503,895	\$ 33,658,355	\$ 33,658,355	\$ 32,537,207	\$ 33,020,210
COLA		\$ -	\$ -	\$ -	\$ -	\$ 510,834	\$ 280,672
Growth	\$ 445,158	\$ -	\$ 145,602	\$ -	\$ -		
Restoration	\$ 1,517,280	\$ -			\$ 111,454		\$ -
Prior Year Adjustments	\$ (285,610)	\$ (14,376)	\$ -				
Stability				\$ 1,387,840		\$ 1,251,953	28,070
Computational Revenue	\$ 38,518,065	\$ 37,489,519	\$ 37,649,497	\$ 35,046,195	\$ 33,769,809	\$ 34,299,994	\$ 33,328,952
Deficit	\$ (458,318)	\$ -	\$ (121,669)	\$ (679,293)	\$ (5,745)	\$ -	\$ (493,754)
Net Revenue	\$ 38,059,747	\$ 37,489,519	\$ 37,527,828	\$ 34,366,902	\$ 33,764,064	\$ 34,299,994	\$ 32,835,198
Workload Reduction							
Net Change in Revenue	\$ 1,218,510 3.31%	\$ (14,376) -0.04%	\$ 23,933 0.06%	\$ (3,160,926) -8.40%	\$ (602,838) -1.72%	\$ 535,930 1.59%	\$ (1,464,796) -4.27%
Workload Reduction		(330.34)		(587.29)			
Credit FTES	6,472.74	6,256.78	7,112.52	6,568.75	6,186.39	6,032.03	6,045.74
NonCredit FTES	2,061.38	1,947.00	525.90	485.69	651.57	381.22	336.91
NonCredit CDCP	-	-	43.37	40.05	44.29	110.54	120.33
Total FTES	8,534.12	8,203.78	7,681.79	7,094.49	6,882.25	6,523.79	6,502.98
	Increase	Base Reduction	Increase	Workload Reduction	Increase	Increase	Increase
Credit FTES	282.79	-215.96	381.41	-543.77	-55.69	-154.36	13.71
NonCredit FTES	-308.12	-114.38	-611.33	-40.2	129.93	-270.35	-44.31
NonCredit CDCP	0	0	25.55	-3.32	2.79	66.25	9.79
Total	-25.33	-330.34	-204.37	-587.29	77.03	-358.46	-20.81
Total Funded FTES	8,534.12	8,203.78	7,681.79	7,094.49	6,882.25	6,523.79	6,502.98
UNFUNDED FTES	1.54	1.85					

CALIFORNIA COMMUNITY COLLEGES CHANCELLOR'S OFFICE

**California Community Colleges
Summary of Current Cost of Education - 50% Law, Education Code 84352
Fiscal Year 2012-2013**

Table VI

District	Current Expense of Education	Instructors' Salaries	Percent of Instructors' Salaries to Current Expense of Education
	ECS 84352(b) AC 0100-6769 Total	ECS 84352(a) AC 0100-6900 and AC 6111 Total	
ALLAN HANCOCK	39,278,599	19,249,226	50.29%
ANTELOPE VALLEY	52,298,586	27,114,812	51.86%
BARSTOW	10,992,750	5,360,323	48.82%
BUTTE	43,890,694	24,555,828	52.47%
CABRILLO	54,361,799	27,801,280	51.33%
CERRITOS	75,107,387	39,511,577	52.74%
CHABOT-LAS POSITAS	74,093,748	40,851,578	52.44%
CHAFFEY	63,452,187	34,491,772	50.36%
CITRUS	48,908,859	24,618,465	60.33%
COAST	199,181,332	69,725,774	50.09%
COMPTON	24,129,657	11,664,347	47.93%
CONTRA COSTA	135,874,707	71,845,669	52.95%
COPPER MOUNTAIN	10,458,052	5,329,504	50.82%
DESERT	33,610,579	18,823,372	50.06%
EL CAMINO	91,387,179	46,048,269	50.40%
FEATHER RIVER	8,042,829	4,368,387	54.28%
FOOTHILL-DEANZA	158,518,201	80,583,047	51.45%
GLAVIAN	25,455,400	12,872,025	50.96%
GLENDALE	68,269,362	34,395,765	50.37%
GROSSMONT-CUYAMACA	82,018,578	43,081,375	52.53%
HARTHILL	27,287,535	13,809,306	50.83%
IMPERIAL	28,227,694	14,184,300	60.25%
KERN	68,895,834	49,829,311	64.15%
LAKE TAHOE	10,380,165	5,251,456	50.59%
LASSEN	10,101,094	5,050,801	60.00%
LONG BEACH	89,358,889	48,339,202	61.88%
LOS ANGELES	450,009,987	228,051,975	50.24%
LOS ROS	251,264,282	127,869,968	60.83%
MANN	41,424,055	20,268,205	48.93%
MEADOWCROK-LAKE	18,865,353	9,714,485	51.17%
MERCED	42,808,772	21,504,257	60.23%
MIRACOSTA	74,137,653	37,883,476	51.23%
MONTEREY	28,891,708	15,363,217	52.89%
MT. SAN ANTONIO	128,684,517	68,884,105	54.31%
MT. SAN JACINTO	42,871,292	21,499,780	50.03%
NAPA	25,010,864	12,856,883	60.81%
NORTH ORANGE	141,796,165	78,479,297	53.96%
OHLONE	40,750,007	20,518,562	60.89%
PALO VERDE	8,512,808	4,464,813	52.45%
PALOMAR	90,230,282	45,182,054	50.05%
PASADENA	104,099,808	53,834,834	63.73%
PERALTA	82,444,527	48,789,433	60.81%
RANCHO SANTIAGO	120,868,317	60,552,291	60.09%
REDWOODS	24,813,751	12,550,588	60.38%
RO HONDO	53,180,268	28,308,318	63.23%
RIVERSIDE	119,094,538	80,651,258	60.83%
SAN BERNARDINO	59,529,870	30,156,441	50.65%
SAN DIEGO	177,279,825	89,648,778	60.01%
SAN FRANCISCO	184,487,229	88,800,893	62.45%
SAN JOAQUIN DELTA	87,768,285	34,372,898	60.72%
SAN JOSE EVERGREEN	88,360,827	37,842,053	68.36%
SAN LUIS OBISPO	41,182,652	20,598,850	60.02%
SAN MATEO	109,022,119	54,832,971	61.81%
SANTA BARBARA	79,997,227	42,173,057	64.84%
SANTA CLARITA	61,114,682	31,227,651	51.26%

CALIFORNIA COMMUNITY COLLEGES CHANCELLOR'S OFFICE

**California Community Colleges
Summary of Current Cost of Education - 50% Law, Education Code 84362
Fiscal Year 2011-2012** Table VI

District	Current Expense of Education ECB 84362(b) AC 0100-8799		Instructors' Salaries ECB 84362(b) AC 0100-8900 and AC 8111		Percent of Instructors' Salaries to Current Expense of Education
	Total	Total	Total	Total	
ALLAN HANCOCK	37,371,664	18,702,508	50.04%		
ANTELOPE VALLEY	51,834,231	27,482,339	53.23%		
BARSTOW	11,465,928	5,862,123	50.99%		
BUTTE	47,831,106	25,203,807	52.69%		
CABRILLO	67,018,037	29,040,289	50.83%		
CERRITOS	76,360,303	40,719,181	54.04%		
CHABOT-LAS POSITAS	78,771,587	41,401,622	51.90%		
CHAFFEY	67,783,662	33,912,549	50.03%		
CITRUS	47,200,536	23,615,629	50.03%		
COAST	143,239,062	71,805,941	50.14%		
COVINGTON	24,860,562	12,667,661	50.99%		
CONTRA COSTA	132,327,308	70,801,104	53.50%		
COPPER MOUNTAIN	10,061,788	5,062,271	50.16%		
DESERT	33,845,208	17,078,547	50.46%		
EL CAMINO	91,611,216	45,928,109	50.13%		
FEATHER RIVER	8,279,134	4,278,577	51.66%		
FOOTHILL-DEANZA	158,597,043	82,288,850	51.67%		
GAVILAN	25,538,240	12,844,762	50.30%		
GLENDALE	67,214,467	33,768,817	50.24%		
GROSSMONT-CUYAMACA	85,836,666	45,002,219	52.43%		
HARTNELL	29,680,722	15,368,688	51.75%		
IMPERIAL	26,678,873	14,908,264	50.23%		
KERN	68,230,720	49,918,460	53.17%		
LAKE TAHOE	11,263,447	6,498,136	48.84%		
LASSEN	8,892,146	4,969,766	50.41%		
LONG BEACH	97,398,468	48,861,269	50.18%		
LOS ANGELES	451,187,667	228,138,376	50.56%		
LOS RIOS	245,541,667	125,064,129	51.06%		
MARIN	40,860,930	20,648,638	50.55%		
MENLOO-COYO-LAKE	17,881,143	9,044,270	50.55%		
MERCED	42,881,265	21,483,512	50.04%		
MIRACOSTA	74,802,803	38,108,180	50.94%		
MONTEREY	28,049,564	14,733,661	52.53%		
MT. SAN ANTONIO	128,196,668	68,064,884	53.08%		
MT. SAN LUCIANO	43,109,771	23,828,566	52.82%		
NAPA	25,600,530	13,157,248	51.39%		
NORTH ORANGE	158,633,218	72,470,061	52.27%		
OHIO	41,608,881	22,040,780	52.97%		
PALO VERDE	9,017,669	4,228,739	46.87%		
PALOMAR	91,740,029	49,119,204	50.26%		
PASADENA	102,764,524	55,161,494	53.68%		
PERALTA	83,249,104	47,244,184	50.68%		
RANCHO SANTIAGO	119,869,772	60,205,148	50.16%		
REDWOODS	26,600,861	13,375,491	50.28%		
RIO HONDO	63,242,721	29,974,786	51.47%		
RIVERSIDE	122,892,158	61,807,878	50.29%		
SAN BERNARDINO	58,617,791	29,051,326	50.53%		
SAN DIEGO	181,465,237	90,774,999	50.03%		
SAN FRANCISCO	178,069,568	95,158,666	53.44%		
SAN JOAQUIN DELTA	68,618,896	35,829,803	51.47%		
SAN JOSE-EVERGREEN	70,653,312	36,424,850	51.55%		
SAN LUIS OBISPO	43,647,894	22,333,351	50.93%		
SAN MATEO	92,864,080	47,348,327	51.09%		
SANTA BARBARA	79,076,148	42,998,666	54.38%		
SANTA CLARITA	61,417,261	30,668,688	50.25%		

CALIFORNIA COMMUNITY COLLEGES CHANCELLOR'S OFFICE

**California Community Colleges
Summary of Current Cost of Education - 60% Law, Education Code 84382
Fiscal Year 2010-2011**

Table VI

District	Current Expense of Education	Instructors' Salaries	Percent of Instructors' Salaries to Current Expense of Education
	ECS 84382(b) AC 0100-8799 Total	ECS 84382(a) AC 0100-8900 and AC 8111 Total	
ALLAN HANCOCK	40,178,417	20,175,702	50.22%
ANTELOPE VALLEY	64,855,513	29,830,405	46.17%
BARSTOW	12,024,154	6,081,509	50.56%
BUTTE	50,442,280	25,911,015	51.37%
CABRILLO	55,268,876	28,682,573	51.80%
CERRITOS	37,554,833	41,469,669	110.47%
CHABOT-LAS POSITAS	65,166,070	43,830,781	67.28%
CHAFFEY	67,877,843	34,335,589	50.60%
CITRUS	48,138,703	24,097,823	49.85%
COAST	150,973,073	78,359,653	51.91%
COMPTON	28,363,467	12,838,757	45.29%
CONTRA COSTA	138,378,139	73,859,034	53.38%
COPPER MOUNTAIN	10,324,274	5,155,573	50.23%
DESERT	35,379,026	17,703,948	50.04%
EL CAMINO	93,968,224	47,880,208	51.06%
FEATHER RIVER	8,192,897	4,142,510	50.56%
FOOTHILL-DEANZA	158,159,381	80,869,617	51.19%
GAYLARD	24,834,996	12,517,217	50.20%
GLENDALE	72,859,509	36,800,451	50.37%
GROSSMONT-CUYAMACA	87,768,412	45,843,128	52.00%
HARTHILL	28,254,058	13,784,074	48.79%
IMPERIAL	30,772,487	15,837,654	51.47%
KERN	89,155,861	43,363,721	48.65%
LAKE TAHOE	10,799,987	5,486,841	50.82%
LASSEN	19,454,433	5,305,848	27.28%
LONG BEACH	65,768,887	43,304,730	65.85%
LOS ANGELES	487,897,583	235,613,883	48.31%
LOS ROS	247,875,598	128,975,413	52.04%
MARIN	38,854,243	19,793,662	50.94%
MENDOCINO-LAVE	17,365,833	8,723,654	50.24%
MERCED	43,675,637	21,867,348	50.09%
MERCOSTA	75,289,774	37,849,085	50.29%
MONTEREY	29,787,409	15,904,654	53.43%
MT. SAN ANTONIO	127,828,721	68,482,063	53.58%
MT. SAN JACINTO	47,865,255	24,469,517	51.12%
NAPA	25,259,668	13,274,172	52.56%
NORTH ORANGE	165,511,037	75,827,477	45.81%
OHIO	41,324,817	21,478,893	51.98%
PALO VERDE	11,833,403	5,121,961	43.28%
PALOMAR	63,743,076	47,879,899	75.11%
PASADENA	108,112,978	58,032,204	53.67%
PERALTA	101,823,618	51,000,643	50.10%
RANCHO SANTIAGO	115,389,831	58,312,803	50.54%
REDWOODS	28,459,727	14,002,180	49.19%
RED HONDO	57,606,866	30,318,541	52.63%
RIVERSIDE	131,888,103	68,290,565	51.86%
SAN BERNARDINO	54,997,500	29,772,008	54.15%
SAN DIEGO	187,880,018	94,525,962	50.32%
SAN FRANCISCO	179,368,368	93,577,528	52.17%
SAN JOAQUIN DELTA	70,382,292	36,229,568	51.48%
SAN JOSE-EVERGREEN	72,305,167	38,252,480	52.90%
SAN LUIS OBISPO	44,818,378	22,548,884	50.29%
SAN MATEO	80,353,279	48,068,084	59.82%
SANTA BARBARA	78,888,139	42,532,879	54.04%
SANTA CLARITA	63,372,803	31,701,351	50.02%

**CALIFORNIA COMMUNITY COLLEGES
CHANCELLOR'S OFFICE**

**California Community Colleges
Summary of Current Cost of Education - 50% Law, Education Code 84362
Fiscal Year 2009-2010** Table VI

District	Current Expense of Education		Instructors' Salaries		Percent of Instructors' Salaries to Current Expense of Education
	ECB 84362(b) AC 0100-8799	Total	ECB 84362(a) AC 0100-8900 and AC 8111	Total	
ALLAN HANCOCK	40,416,734		20,255,068		50.12%
ANTELOPE VALLEY	58,074,157		28,911,053		51.55%
BARSTOW	11,832,247		5,865,633		50.00%
BUTTE	48,254,457		24,601,372		50.74%
CABRALO	54,422,229		27,460,049		60.48%
CERRITOS	78,315,963		41,264,433		54.19%
CHABOT-LAS POSITAS	88,180,851		44,103,959		50.13%
CHAFFREY	71,855,600		35,863,087		50.08%
CITRUS	46,826,635		23,423,440		50.02%
COAST	158,280,202		60,479,867		63.53%
COMPTON	26,910,129		13,125,425		48.78%
CENTRA COSTA	144,012,041		76,366,640		53.02%
COPPER MOUNTAIN	8,334,438		4,089,878		50.03%
DESERT	35,368,570		18,120,155		51.21%
EL CAMINO	92,282,744		43,773,977		52.68%
FEATHER RIVER	8,130,243		4,112,293		60.46%
FOOTHILL-DEANZA	180,334,032		24,544,113		62.73%
GAYLARD	24,848,472		12,820,897		51.60%
GLENDALE	73,010,817		37,760,797		61.72%
GROSSMONT-CUYAMACA	68,180,553		47,281,886		54.63%
HARTNELL	26,416,689		13,472,775		51.00%
IMPERIAL	34,611,022		18,707,730		54.21%
KERN	69,221,212		43,408,481		51.68%
LAKE TAHOE	11,288,230		5,669,435		50.49%
LASSEN	10,760,278		5,360,098		60.09%
LONG BEACH	68,869,686		51,108,708		51.32%
LOS ANGELES	457,926,425		231,912,329		50.64%
LOS PEOS	250,183,772		130,317,805		62.09%
MARIN	39,750,982		19,894,219		50.05%
MENDOCINO-LAKE	17,051,838		7,890,777		48.25%
MERCED	41,268,001		20,871,281		50.72%
MERCOSTA	77,421,279		40,697,605		62.52%
MONTEREY	27,803,291		15,376,131		65.70%
MT. SAN ANTONIO	125,993,105		67,740,438		53.77%
MT. SACRAMENTO	48,122,283		24,876,005		63.63%
NAPA	28,373,802		15,000,110		52.87%
NORTH ORANGE	144,836,854		76,821,451		62.80%
OHIO	40,608,211		21,093,203		62.07%
PALO VERDE	11,688,007		5,844,687		60.40%
PALOMAR	69,677,401		47,067,656		60.24%
PASADENA	107,822,608		87,773,930		63.73%
PERALTA	108,868,070		65,285,738		61.82%
RANCHO SANTIAGO	115,233,668		58,154,424		50.46%
REDWOODS	30,014,868		18,138,859		60.44%
RIO HONDO	58,808,613		30,724,928		62.25%
RIVERSIDE	128,532,591		65,988,287		51.03%
SAN BERNARDINO	82,174,740		31,273,758		50.30%
SAN DIEGO	184,702,142		92,432,797		60.04%
SAN FRANCISCO	179,422,400		83,422,259		62.07%
SAN JOAQUIN DELTA	68,984,810		37,207,771		53.16%
SAN JOSE-EVERGREEN	73,573,761		40,456,270		64.80%
SAN LUIS OBISPO	44,883,217		22,608,347		51.26%
SAN MATEO	66,040,429		80,077,808		62.69%
SANTA BARBARA	77,308,792		42,696,138		66.56%
SANTA CLARITA	64,680,365		32,413,660		50.18%

Executive Summary

2014-2015 Adopted Budget

Introduction

The Adopted Budget is the District's spending plan from September 15, 2014 through June 30, 2014. On or before September 15, the Board is required to hold a public hearing and approve an Adopted Budget for the fiscal year. The Adopted Budget is based on "budget assumptions" developed from a number of sources including the Governor's May Revision, approved trailer bills, and input from the Chancellor's Office and the Community College League of California, and the approved Budget Act for 2014-15.

Following is a summary indicating the projected beginning balances (based on the current 2014-15):

Summary of All Funds

MPC 2014-2015 Adopted Budget

The following is a summary indicating the projected beginning balances, 2014-2015 budgets, and projected ending balances for all funds maintained by the District:

<u>Funds</u>	<u>Beginning Fund Balance 7/1/2014</u>	<u>Budgets 2014-2015</u>		<u>Ending Fund Balance 6/30/2015</u>
		<u>Revenue</u>	<u>Expense</u>	
General				
Unrestricted	\$3,802,947	\$38,029,473	\$38,029,473	\$3,802,947
Restricted	\$0	\$6,628,178	\$6,628,178	\$0
Special Revenue				
Child Development - Unrestricted	\$0	\$302,207	\$302,207	\$0
Child Development - Restricted	\$0	\$190,565	\$190,565	\$0
Student Center	\$296,981	\$259,200	\$259,200	\$296,981
Parking	\$85,280	\$525,000	\$525,000	\$85,280
Debt Service				
Student Center	\$20,722	\$17,625	\$17,625	\$20,722
Capital Projects	\$1,253,362	\$1,145,563	\$1,783,438	\$615,487
Building	\$11,855,862	\$25,000	\$2,232,397	\$9,648,465
Self Insurance	\$6,642,543	\$6,553,264	\$8,794,471	\$4,401,336
Fiduciary				
Financial Aid	\$17,745	\$5,200,000	\$5,200,000	\$17,745
Associated Students	\$92,451	\$90,000	\$90,000	\$92,451
Scholarship and Loans	\$272,948	\$2,500,000	\$2,500,000	\$272,948
Trust Funds	\$293,917	\$510,000	\$510,000	\$293,917
Orr Scholarship	\$22,302	\$10,000	\$20,000	\$12,302
Total	<u>\$24,657,060</u>	<u>\$61,986,075</u>	<u>\$67,082,554</u>	<u>\$19,560,581</u>

Notes: Beginning Balance is prior to audit of 2013-2014 fiscal year end.

Ending Balance is calculated based on Beginning Balance and Budgets

All funds are budgeted to have positive ending fund balances. The unrestricted general fund maintains the Board established fund balance reserve of 10% of general fund expenditures.

Executive Summary *2012-2013 Final Budget*

Introduction

The Final Budget is the District's spending plan for the fiscal year 2012-13. The Final Budget is based on "budget assumptions" developed from the approved state budget, as well as input from the Chancellor's Office and the Community College League of California.

Following is a summary indicating the projected beginning balances (based on the current 2011-12 adjusted budgets), 2012-13 final budgets, and projected ending balances for all funds maintained by the District:

MPC 2012-2013 Final Budget

The following is a summary indicating the projected beginning balances, 2012-2013 budgets, and projected ending balances for all funds maintained by the District:

<u>Funds</u>	Beginning Fund Balance <u>7/1/2012</u>	Budgets 2012-2013		Ending Fund Balance <u>6/30/2013</u>
		<u>Revenue</u>	<u>Expense</u>	
General				
Unrestricted	\$3,814,300	\$38,143,002	\$38,143,002	\$3,814,300
Restricted	\$0	\$5,224,845	\$5,224,842	\$3
Special Revenue				
Child Development - Unrestricted	\$0	\$397,970	\$397,970	\$0
Child Development - Restricted	\$0	\$174,130	\$174,130	\$0
Student Center	\$214,409	\$265,200	\$265,200	\$214,409
Parking	\$92,179	\$512,000	\$481,028	\$123,151
Debt Service				
Student Center	\$20,905	\$18,525	\$18,525	\$20,905
Lease Payments	\$52,285	\$275,324	\$275,324	\$62,285
Capital Projects	\$980,493	\$767,082	\$1,654,811	\$82,744
Building	\$54,046,985	\$200,000	\$31,021,614	\$23,225,371
Self Insurance	\$8,736,186	\$6,632,229	\$8,050,809	\$7,317,606
Fiduciary				
Financial Aid	\$12,881	\$5,600,000	\$5,500,000	\$12,881
Associated Students	\$50,475	\$90,274	\$90,274	\$50,475
Scholarship and Loans	\$272,948	\$2,500,000	\$2,500,000	\$272,948
Trust Funds	\$293,917	\$800,000	\$800,000	\$293,917
Orr Scholarship	\$61,262	\$50,000	\$50,000	\$61,262
Total	<u>\$68,649,225</u>	<u>\$61,340,561</u>	<u>\$94,447,529</u>	<u>\$35,542,267</u>

*Notes: Beginning Balance is prior to audit of 2011-2012 fiscal year end.
Ending Balance is calculated based on Beginning Balance and Budgets*

All funds are budgeted to have a positive ending fund balances. The unrestricted general fund maintains the Board established fund balance reserve of 10% of general fund expenditures. Proposed general fund revenues and expenses are balanced.

Executive Summary

2010-2011 Final Budget

Introduction

The District maintains accounts in seven (7) major funds. The following is a summary indicating the projected beginning balances, 2010-11 budgets, and projected ending balances for each fund:

Funds	Beginning Fund Balance 7/1/2010	Budgets 2010-2011		Ending Fund Balance 6/30/2011
		Revenue	Expense	
General				
Unrestricted	\$4,264,428	\$39,423,936	\$39,419,605	\$4,268,759
Restricted	\$0	\$5,494,907	\$5,494,907	\$0
Special Revenue				
Child Development - Unrestricted	\$0	\$533,856	\$533,856	\$0
Child Development - Restricted	\$0	\$250,632	\$250,632	\$0
Student Center	\$199,444	\$275,200	\$260,235	\$214,409
Parking	\$63,928	\$460,000	\$431,749	\$92,179
Total Operating Funds	\$4,527,800	\$46,438,531	\$46,390,984	\$4,575,347
Debt Service				
Student Center	\$20,905	\$19,425	\$19,425	\$20,905
Lease Payments	\$103,491	\$239,783	\$239,783	\$103,491
Capital Projects	\$352,946	\$342,741	\$600,664	\$95,023
Building	\$72,793,221	\$220,000	\$66,341,480	\$6,671,741
Self Insurance	\$8,479,076	\$7,163,249	\$6,906,139	\$8,736,186
Fiduciary				
Financial Aid	\$12,881	\$4,300,000	\$4,300,000	\$12,881
Associated Students	\$90,600	\$122,000	\$122,000	\$90,600
Scholarship and Loans	\$272,948	\$2,940,000	\$2,940,000	\$272,948
Trust Funds	\$223,917	\$590,000	\$520,000	\$293,917
Orr Scholarship	\$47,624	\$4,300	\$15,000	\$36,924
Total	\$86,925,409	\$62,380,029	\$128,395,475	\$20,909,963
Notes: Beginning Balance is prior to audit of 2009-2010 fiscal year end. Ending Balance is calculated based on Beginning Balance and Budgets				

Projections show positive beginning balances for all funds of the District, and revenues and expenses budgeted for the 2010-11 result in positive year end balances for all funds.

Significant portions of the District's operating budgets are dependent on funding from the state and the state does not yet have an approved budget. However, considering the economic issues facing the state, budgets proposed in the Governor's May Revise and the current Democratic legislative plan both recommend a very favorable budget for community colleges. The proposals include:

California Community Colleges
Summary-Unrestricted General Fund Transactions
Fiscal Year 2009-10

Territory District	Adjusted Beg. Balance	Revenue	Expenditures	Revenue Less Expenditures	Net Other In/Outgo	Net Ending Balance	NEB/ Expendts
Allen Hancock	4,443,152	50,059,000	47,438,549	2,620,451	(2,692,299)	4,371,304	9.2%
Antelope Valley Joint	4,864,873	58,353,008	56,074,151	2,278,857	(881,535)	6,262,195	11.2%
Barstow	4,730,354	15,203,460	14,226,985	976,475	(926,557)	4,780,372	33.6%
Buena-Vista	18,607,935	61,544,290	56,883,620	4,660,670	(7,738,947)	16,529,658	27.3%
Cabrillo	12,831,661	61,657,344	59,197,499	2,459,845	(1,398,138)	13,893,368	23.5%
Carrizo	11,585,566	86,600,539	80,537,484	6,063,055	(5,997,028)	11,651,593	14.5%
Chabot-Las Positas	12,409,822	96,854,862	101,453,142	(4,598,280)	(631,154)	7,180,388	7.1%
Chaffey	15,902,701	76,121,955	76,621,624	500,331	(399,669)	210,245	20.6%
Citrus	7,567,111	59,266,083	55,829,236	3,436,847	(2,504,960)	8,498,990	15.2%
Coast	20,786,196	186,702,880	185,988,908	713,972	(1,801,906)	19,698,262	10.6%
Compton	10,093,443	31,512,107	30,878,361	633,746	(2,343,873)	8,383,316	27.1%
Contra Costa	29,432,049	166,981,981	166,002,269	979,712	(1,854,875)	28,556,886	17.2%
Copper Mountain	2,032,162	11,538,413	11,042,952	495,461	-	2,527,623	22.9%
Desert	6,744,529	40,835,369	38,321,693	2,513,676	(1,211,590)	8,046,615	21.0%
El Camino	18,721,666	106,753,936	97,416,116	9,337,820	(6,358,296)	22,700,190	23.3%
Feather River	2,041,053	12,143,657	10,750,979	1,392,678	(762,144)	2,671,587	24.8%
Fullerton-DuArce	39,372,460	193,731,454	181,209,081	12,522,373	(8,990,344)	42,904,489	23.7%
Gavilan	2,676,881	29,141,866	28,532,308	2,609,557	(2,061,520)	3,224,910	12.2%
Glendale	6,391,038	80,280,948	77,691,866	2,589,082	(3,167,946)	5,812,174	7.5%
Grass Valley-Cuyamaca	9,616,080	98,278,844	93,457,125	4,821,719	(3,749,409)	10,688,390	11.4%
Hartnell	3,549,519	36,659,016	29,107,408	7,551,608	(6,542,836)	4,558,291	15.7%
Imperial	5,038,578	36,631,542	38,087,468	(1,455,926)	(705,689)	2,776,863	7.3%
Kern	29,044,625	108,225,630	94,568,573	13,656,957	(7,070,968)	34,830,614	36.8%
Lake Tahoe	3,401,267	12,971,492	13,935,250	(963,758)	265,861	2,703,370	19.4%
Lassen	2,629,391	12,648,756	12,466,205	182,551	(113,733)	2,598,209	20.8%
Long Beach	14,748,879	107,153,982	105,643,888	1,610,094	(2,856,858)	13,602,115	12.8%
Los Angeles	51,331,095	530,569,426	498,374,408	32,195,018	(10,222,093)	73,303,220	14.7%
Los Rios	27,144,324	273,746,456	260,203,673	13,542,783	(9,388,556)	31,298,561	12.0%
Meritt	4,915,939	45,402,489	43,876,510	1,525,979	(1,200,672)	5,161,246	11.8%
Mendocino-Lake	2,683,279	19,439,908	18,370,306	1,069,602	(895,396)	2,857,485	15.6%
Mered	8,050,634	52,555,704	47,180,758	5,384,946	(2,546,142)	10,868,438	23.0%
Mira Costa	23,799,950	85,678,085	87,872,983	(2,194,898)	(3,811,829)	17,993,243	20.5%
Monterey Peninsula	4,182,989	39,518,284	32,600,756	6,917,528	(6,831,758)	4,268,759	13.1%
Mt. San Antonio	27,161,411	143,634,299	137,369,441	6,264,858	(3,155,853)	30,270,416	22.0%
Mt. San Jacinto	7,707,777	67,470,828	53,836,597	3,634,231	(2,253,499)	9,088,509	16.9%
Napa Valley	3,295,903	32,829,055	32,595,423	233,632	(106,065)	3,423,470	10.5%
North Orange County	35,442,489	168,753,804	157,180,790	11,563,014	(6,143,445)	40,862,058	28.0%
Orinda	7,828,284	46,997,093	44,446,538	2,550,555	(2,041,866)	8,336,973	18.8%
Palo Verde	1,143,659	13,398,617	13,295,456	103,161	(76,396)	1,170,424	8.8%
Palomar	11,972,720	99,833,317	96,020,025	3,813,292	(1,724,929)	14,061,083	14.6%
Pasadena	19,498,304	121,389,834	115,195,015	6,194,819	(5,920,189)	19,766,934	17.2%
Peralta	11,482,782	110,844,016	113,363,167	(2,519,151)	(108,795)	8,854,836	7.8%
Rancho Santiago	16,605,230	147,237,880	130,775,432	16,462,448	(1,649,195)	31,418,493	24.0%
Redwoods	3,858,108	31,524,645	32,650,591	(1,125,946)	(785,615)	1,946,547	6.0%
Rio Honda	9,217,304	70,629,718	67,706,852	2,922,866	(4,203,787)	7,936,383	11.7%
Riverside	13,172,981	141,019,430	139,960,566	1,058,864	(3,763,161)	10,468,684	7.5%
San Bernardino	17,093,184	74,641,197	67,898,960	6,742,237	(5,130,200)	18,705,141	27.5%
San Diego	14,160,184	206,287,597	195,118,001	11,169,596	(7,990,946)	17,338,834	8.9%
San Francisco	23,221,318	203,093,583	194,048,979	9,044,604	(452,502)	31,813,418	16.4%
San Joaquin Delta	7,976,566	82,658,388	78,975,952	3,682,436	(1,035,979)	10,623,023	13.5%
San Jose-Evergreen	6,461,983	78,516,689	79,554,874	(1,038,175)	(388,900)	5,034,900	6.3%
San Luis Obispo County	4,773,189	50,376,828	47,838,141	2,538,687	(2,061,994)	5,249,882	11.0%
San Mateo County	14,530,403	113,828,726	104,367,092	9,459,634	(8,012,157)	15,977,880	15.3%
Santa Barbara	16,483,214	89,170,362	81,407,557	7,762,805	(1,360,192)	22,885,827	28.1%
Santa Clara	9,848,761	79,779,320	74,626,240	5,153,080	(4,128,233)	10,972,608	14.7%
Santa Monica	19,408,768	133,204,874	131,858,636	1,346,238	(184,894)	20,470,102	15.5%
Sequoias	2,747,369	47,781,816	48,335,976	(574,160)	523,502	2,696,711	5.6%
Shasta-Tehama-Trinity	7,438,641	41,269,699	39,950,201	1,319,498	(1,345,040)	7,413,099	18.6%
Sierra Jt.	13,714,811	80,209,680	76,365,063	3,844,617	(2,408,025)	15,151,403	19.8%
Siakyou Jt.	2,116,684	16,838,572	16,079,578	758,994	(404,097)	2,470,581	15.4%
Solano	5,228,223	49,621,228	51,585,037	(1,963,809)	(57,414)	3,207,000	6.2%
Sonoma Cou	7,990,376	102,333,794	100,175,247	2,158,547	(1,502,985)	8,645,938	8.6%
South Orange County	26,572,259	181,588,225	136,661,595	44,926,640	(4,656,082)	26,842,817	19.6%
Southwestern	11,100,299	81,081,367	78,989,733	2,091,634	(1,072,939)	12,116,994	15.3%
State Center	29,859,224	143,206,386	138,930,645	4,275,740	(221,202)	33,913,762	24.4%
Ventura	23,823,578	138,857,921	131,731,123	7,126,798	(5,184,246)	25,766,130	19.6%
Victor Valley	9,293,779	64,923,311	58,955,896	4,937,415	5,648,800	10,909,994	18.5%
West Hills	1,960,580	32,512,996	23,285,763	9,227,233	(6,962,662)	4,225,131	18.1%
West Kern	3,633,163	16,628,718	17,786,125	(1,157,407)	2,017,400	4,493,156	25.3%
West Valley	5,123,476	94,766,812	93,293,857	1,472,955	141,798	6,738,229	7.2%
Yosemite	17,559,092	87,946,063	84,802,582	3,143,481	(2,970,263)	17,724,310	20.9%
Yuba	2,507,028	46,500,023	42,705,534	3,794,489	(1,712,207)	4,589,310	10.7%
Statewide	894,382,273	6,397,822,385	6,079,286,284	318,536,101	(229,518,293)	983,400,081	15.2%

California Community Colleges
Summary-Unrestricted General Fund Transactions
Fiscal Year 2010-11

Table III.2 District	Adjusted Beg. Balance	Revenue	Expenditures	Revenue Less Expenditures	Net Other In/Outgo	Net Ending Balance	NEB/ Expendts
Allan Hancock	6,552,282	49,938,233	46,921,463	3,016,770	(4,692,612)	4,876,450	10.4%
Antelope Valley Joint	6,123,147	60,934,791	56,094,247	4,840,544	(2,196,771)	8,766,920	16.6%
Barstow	4,780,372	15,278,277	14,913,340	364,937	(917,776)	4,227,633	28.3%
Butte-Glenn	15,529,658	61,303,155	58,012,564	3,290,591	(2,670,004)	16,141,245	27.8%
Cabrillo	13,893,368	63,049,161	58,745,764	4,303,407	(1,888,654)	16,308,121	27.8%
Cerritos	11,651,593	88,724,775	82,742,081	3,982,694	(5,917,324)	9,716,863	11.7%
Chabot-Las Positas	7,180,388	98,780,446	99,471,706	(691,260)	211,657	6,700,785	6.7%
Chaffey	15,713,277	77,698,631	72,980,693	4,718,038	(1,393,184)	19,038,131	26.1%
Citrus	8,498,990	60,295,769	56,014,795	4,280,974	(2,400,493)	10,379,471	18.5%
Coast	19,697,810	189,510,650	178,547,034	10,963,616	(3,372,236)	27,289,190	15.3%
Compton	5,214,376	34,852,718	32,599,351	2,253,367	0	7,467,743	22.9%
Contra Costa	28,556,886	170,202,616	160,763,553	9,444,663	(176,278)	37,825,271	23.6%
Copper Mountain	2,476,291	11,299,968	11,910,216	(610,248)	(910)	1,865,133	15.7%
Desert	8,046,615	40,085,289	38,159,574	1,925,715	(1,589,147)	8,383,183	22.0%
El Camino	22,711,139	109,312,445	99,094,312	10,218,133	(9,518,106)	23,411,166	23.6%
Feather River	2,671,587	12,399,933	11,215,028	1,184,905	(786,782)	3,089,710	27.5%
Foothill-DeAnza	42,904,489	195,347,091	177,176,962	18,170,129	(7,740,868)	53,327,760	30.1%
Gavilan	3,224,910	29,309,148	28,309,947	2,512,201	(1,821,492)	3,915,619	14.6%
Glendale	5,812,174	80,769,731	77,004,434	3,765,297	(3,486,999)	6,090,472	7.9%
Grossmont-Cuyamaca	10,888,390	99,295,265	94,845,104	4,450,161	(5,353,631)	9,784,920	10.3%
Hartnell	4,556,990	37,535,628	32,147,311	5,388,317	(1,700,000)	8,246,608	25.7%
Imperial	2,776,863	37,511,109	36,148,961	1,362,148	(842,411)	3,286,700	9.1%
Kern	95,346,355	109,782,789	95,881,988	13,900,803	(22,004,073)	27,243,085	28.4%
Lake Tahoe	2,491,112	13,632,764	12,626,874	1,005,790	(701,911)	2,794,991	22.1%
Lassen	2,817,240	12,955,657	13,193,487	(237,830)	9,675	2,589,085	19.6%
Long Beach	13,502,115	107,822,287	102,084,366	5,737,921	(1,094,355)	18,145,681	17.8%
Los Angeles	76,109,014	639,813,920	513,682,754	26,131,166	(12,146,309)	90,093,871	17.5%
Los Rios	31,298,551	276,293,051	257,728,876	17,564,175	(10,333,096)	38,529,830	14.9%
Marin	5,161,246	45,310,644	43,701,404	1,609,240	(560,417)	6,210,069	14.2%
Mendocino-Lake	2,857,479	19,577,317	18,769,042	818,275	(267,044)	3,408,710	18.2%
Merced	10,869,438	53,097,819	50,046,619	3,051,300	(2,660,769)	10,959,979	21.9%
Mira Costa	17,993,243	84,539,050	85,064,201	(525,151)	(2,318,113)	15,149,979	17.8%
Monterey Peninsula	4,268,769	40,111,566	32,869,033	7,242,533	(7,747,477)	3,763,831	11.5%
Mt. San Antonio	30,270,416	145,162,876	139,693,635	5,469,241	(1,816,686)	33,813,071	24.2%
Mt. San Jacinto	9,088,509	56,959,539	53,305,685	3,653,854	(2,270,611)	10,471,752	19.6%
Napa Valley	3,423,470	32,199,842	30,523,145	1,676,697	(100,213)	4,999,954	16.4%
North Orange County	40,862,058	172,395,294	162,015,799	10,379,495	(4,814,113)	46,427,440	28.7%
Ohlone	8,336,973	48,711,823	45,547,675	3,164,148	613,070	12,114,191	26.6%
Palo Verde	1,204,318	12,514,187	13,304,509	(790,322)	(71,713)	342,283	2.6%
Palomar	14,081,083	102,674,768	98,479,043	4,195,715	4,575,670	22,832,468	23.2%
Pasadena	19,766,934	120,709,769	116,602,589	4,107,170	(4,976,523)	18,897,681	18.2%
Peralta	8,283,527	110,624,650	115,354,339	(4,729,689)	5,608,833	9,162,671	7.9%
Rancho Santiago	31,447,222	146,382,590	130,076,750	16,305,840	(1,579,669)	46,173,393	35.5%
Redwoods	1,981,100	31,300,016	30,226,741	1,073,275	(500,015)	2,545,360	8.4%
Rio Hondo	7,936,383	70,672,457	67,478,037	3,194,420	(694,346)	10,436,457	15.5%
Riverside	10,443,684	143,808,312	142,578,585	1,229,727	777,238	12,450,649	8.7%
San Bernardino	18,705,141	76,540,217	66,026,349	10,513,868	(3,538,810)	25,680,199	38.9%
San Diego	17,338,834	205,765,452	199,256,850	6,508,602	(3,115,960)	20,731,476	10.4%
San Francisco	23,123,377	198,987,004	192,641,228	6,445,776	(5,273,785)	24,295,368	12.6%
San Joaquin Delta	10,623,023	85,117,204	81,243,253	3,873,951	(1,136,317)	13,360,657	16.4%
San Jose-Evergreen	5,034,900	80,388,354	76,360,077	4,028,277	(492,452)	8,670,725	11.2%
San Luis Obispo County	5,249,882	53,105,908	48,714,088	4,391,840	(2,304,041)	7,337,681	15.1%
San Mateo County	15,977,880	118,163,257	102,184,745	15,978,512	(11,330,761)	20,625,631	20.2%
Santa Barbara	22,885,827	89,924,447	81,727,196	8,197,251	(8,618,787)	22,464,291	27.5%
Santa Clara	10,972,608	81,179,558	74,454,205	6,725,353	(4,944,839)	12,763,122	17.1%
Santa Monica	20,470,102	136,383,429	133,634,588	2,748,841	(130,100)	23,088,843	17.3%
Sequoias	3,099,373	49,684,349	49,352,061	332,288	(700,730)	2,730,931	5.5%
Shasta-Tehama-Trinity	7,413,099	42,855,071	42,607,739	247,332	2,633,383	10,293,814	24.2%
Sierra Jt.	15,151,403	82,288,574	76,403,348	6,885,226	(2,829,161)	19,185,488	25.4%
Slackyou Jt.	2,470,581	16,647,639	16,019,408	628,231	(1,249,382)	1,849,430	11.5%
Soleno	3,324,312	51,482,327	48,735,784	2,746,543	(357,636)	5,713,219	11.7%
Sonoma Cou	8,645,938	103,684,937	88,813,137	4,871,800	(1,912,345)	11,605,393	11.7%
South Orange County	26,842,817	179,163,234	143,192,286	35,960,948	(41,067,989)	21,735,766	15.2%
Southwestern	11,886,722	81,675,326	79,748,656	1,926,770	(12,951)	13,800,541	17.3%
State Center	33,913,762	146,106,767	138,746,180	7,360,587	39,034	41,314,383	29.8%
Ventura	26,766,130	141,505,429	129,629,393	11,876,036	(7,139,264)	30,502,902	23.6%
Victor Valley	12,303,031	51,027,727	48,520,830	2,506,897	(1,200)	14,808,728	30.5%
West Hills	4,225,131	32,145,480	26,287,307	5,858,173	(4,910,348)	5,172,956	19.7%
West Kern	4,957,314	16,128,538	18,840,149	(2,711,611)	710,885	2,956,588	16.7%
West Valley	6,738,229	93,210,825	89,594,137	3,616,688	(401,782)	9,953,135	11.1%
Yosemite	17,724,310	89,712,826	83,197,162	6,515,764	(1,744,349)	22,495,725	27.0%
Yuba	4,589,309	50,033,230	41,959,735	8,073,495	(2,848,865)	9,813,939	23.4%
Statewide	978,616,270	6,470,358,605	6,078,919,276	391,439,329	(226,409,414)	1,142,546,186	18.8%

California Community Colleges
Summary-Unrestricted General Fund Transactions
Fiscal Year 2011-12

Table III.2 District	Adjusted Beg. Balance	Revenue	Expenditures	Revenue Less Expenditures	Net Other In/Outgo	Net Ending Balance	NEB/ Expndtr
Allan Hancock	4,876,450	47,642,900	44,887,473	2,755,427	(3,021,534)	4,610,343	10.3%
Antelope Valley Joint	9,088,246	54,347,270	53,669,479	777,791	(2,383,489)	7,502,548	14.0%
Berkeley	4,227,533	15,121,761	14,585,864	535,897	(1,192,301)	3,571,129	24.5%
Butte-Colusa	16,141,245	56,303,129	55,958,734	344,395	(1,427,563)	15,058,077	26.9%
Cabrillo	16,308,121	56,961,806	60,027,099	(3,065,293)	(1,683,012)	11,559,816	19.3%
Cerritos	9,716,963	80,793,064	79,830,325	962,739	(700,941)	9,978,781	12.5%
Chabot-Las Positas	6,700,785	87,233,666	91,675,297	(4,441,631)	3,628,048	5,887,202	6.4%
Chaffey	19,023,352	70,993,131	71,870,001	(1,776,870)	(1,626,297)	15,620,185	21.7%
Citrus	10,379,471	55,752,164	65,831,888	(9,072,417)	(1,917,791)	8,381,956	15.0%
Coast	27,289,190	171,059,330	171,295,830	(236,500)	(3,568,914)	23,483,776	13.7%
Compton	3,054,963	31,707,818	28,123,354	3,584,464	(2,223,284)	4,416,143	15.7%
Contra Costa	37,825,271	156,460,655	154,536,697	1,923,958	(3,362,618)	36,386,611	23.5%
Copper Mountain	1,815,496	11,178,818	11,580,909	(402,091)	-	1,413,405	12.2%
Deer	8,383,183	37,692,479	36,579,534	1,112,945	(1,704,760)	7,781,368	21.3%
El Camino	23,414,083	99,704,092	97,866,151	1,737,941	(4,045,370)	21,706,654	21.5%
Feather River	3,089,698	12,244,450	11,350,247	894,203	(795,720)	3,188,181	28.1%
Foothill-DeAnza	53,327,760	181,047,851	178,778,356	2,269,495	(9,855,391)	45,741,864	25.6%
Gavilan	3,915,619	29,345,423	28,085,511	1,259,912	(2,043,948)	3,131,583	11.2%
Glendale	7,574,623	73,941,850	71,923,401	2,018,449	(4,697,739)	4,895,333	8.8%
Grossmont-Cuyamaca	9,784,920	90,036,923	92,568,201	(2,531,278)	3,374,903	10,628,545	11.5%
Herkert	8,246,608	34,642,927	33,726,316	916,611	(367,800)	8,785,419	28.1%
Imperial	3,296,700	34,220,241	33,816,361	403,880	(889,831)	2,830,949	8.4%
Kern	26,426,334	102,042,480	95,754,829	6,287,651	(7,726,330)	24,987,655	26.1%
Lake Tahoe	2,794,991	13,351,831	13,153,419	198,412	(229,360)	2,764,023	21.0%
LaSerra	2,589,229	12,977,784	12,603,696	374,088	188,726	3,152,043	25.0%
Long Beach	18,145,681	100,433,779	103,761,619	(3,327,840)	23,075	14,840,916	14.3%
Los Angeles	92,956,643	496,160,233	502,937,402	(6,777,249)	(11,492,171)	74,687,223	14.9%
Los Rios	38,529,630	250,715,233	255,131,420	(4,416,187)	(502,224)	33,611,219	13.2%
Marin	6,210,069	45,562,262	45,822,577	(260,315)	(807,979)	5,141,775	11.2%
Mendocino-Lake	3,408,721	19,274,568	19,530,978	(256,410)	(83,323)	3,088,988	15.7%
Merced	10,959,979	48,123,203	49,254,481	(1,131,278)	(1,993,205)	7,835,486	15.9%
Mira Costa	15,149,979	86,685,502	85,802,725	882,777	(2,702,440)	13,330,316	15.5%
Monterey Peninsula	3,763,831	36,462,811	31,317,662	5,144,949	(4,321,890)	4,588,890	14.6%
Mt. San Antonio	33,813,071	139,034,858	141,686,959	(2,652,103)	(827,334)	30,333,634	21.4%
Mt. San Jacinto	10,471,750	51,947,161	51,422,194	524,967	(4,816,817)	6,079,900	11.8%
Napa Valley	4,999,964	30,232,252	31,678,112	(1,445,860)	(93,649)	3,460,445	10.9%
North Orange County	46,427,440	156,394,337	153,081,600	3,312,837	(2,877,611)	46,862,666	30.6%
Ontario	12,114,191	45,351,656	45,693,216	(341,560)	(67,804)	11,704,827	25.6%
Palo Verde	482,826	11,425,557	10,735,270	690,287	(71,631)	1,101,482	10.3%
Palomar	22,832,468	95,507,796	98,879,518	(3,371,722)	(976,626)	18,484,120	18.7%
Pasadena	18,897,581	110,792,788	110,273,880	518,908	1,291,259	20,707,748	18.8%
Petaluma	11,888,844	108,161,585	108,719,342	(557,757)	1,285,948	12,617,035	11.6%
Rancho Santiago	46,251,297	135,466,745	136,106,907	(641,162)	(2,001,709)	43,608,426	32.0%
Redwoods	2,389,220	28,537,680	28,941,304	(403,624)	(622,699)	1,362,897	4.7%
Rio Honda	10,957,021	60,985,542	66,073,807	(5,088,065)	(259,524)	5,009,432	7.5%
Riverside	12,675,884	130,719,885	135,251,867	(4,531,782)	(1,427,152)	6,618,950	4.9%
San Bernardino	25,928,199	71,022,682	66,221,819	4,800,863	(9,026,227)	21,702,835	32.8%
San Diego	20,731,478	189,570,363	192,861,901	(3,291,538)	(3,137,110)	14,302,828	7.4%
San Francisco	24,209,360	188,040,975	194,560,678	(6,519,703)	446,569	18,136,226	9.3%
San Joaquin Delta	13,202,583	77,796,674	79,616,226	(1,819,552)	(1,238,468)	10,144,562	12.7%
San Jose-Evergreen	8,682,747	76,286,674	75,468,576	818,098	(434,092)	9,048,753	12.0%
San Luis Obispo County	7,337,681	47,597,487	47,553,991	43,496	(1,470,686)	5,901,491	12.4%
San Mateo County	20,625,631	110,904,919	107,863,652	3,041,267	(4,065,318)	19,601,680	18.2%
Santa Barbara	22,464,291	93,514,205	83,609,261	9,904,944	(6,675,035)	25,694,200	30.7%
Santa Clarita	12,753,122	73,934,722	73,915,433	19,289	(2,974,722)	9,797,689	13.3%
Santa Monica	23,977,845	130,112,632	138,821,019	(8,708,387)	(132,006)	15,137,372	10.9%
Sequoias	3,009,247	44,997,479	44,659,911	337,568	(630,170)	2,716,646	6.1%
Shasta-Tehama-Trinity	10,293,814	38,889,071	37,264,495	1,624,576	(1,404,569)	10,433,821	28.0%
Sierra Jt.	18,185,468	75,221,181	74,471,553	749,628	(2,561,192)	17,373,904	23.3%
Sierrayou Jt.	1,968,170	15,194,032	15,852,458	(658,426)	(30,113)	1,279,631	8.1%
Solano	4,302,047	45,837,026	47,214,550	(1,377,524)	(124,103)	2,800,420	5.9%
Sonoma-Cou	11,691,083	97,292,901	95,089,170	2,203,731	(1,371,963)	12,522,861	13.2%
South Orange County	21,735,766	178,949,792	138,718,882	40,230,930	(40,871,237)	21,085,459	15.2%
Southwestern	13,774,904	74,921,560	80,974,604	(6,053,044)	(37,413)	7,684,447	9.5%
State Center	41,314,383	131,730,319	135,019,378	(3,289,059)	190,387	38,215,711	28.3%
Ventura	30,502,902	129,784,315	128,582,819	1,201,496	(4,934,445)	26,769,953	20.8%
Victor Valley	18,016,776	47,404,236	49,864,830	(2,460,594)	22,642	15,578,824	31.2%
West Hills	5,172,956	29,428,641	28,743,279	685,362	(1,844,555)	4,013,763	14.0%
West Kern	3,117,548	16,432,047	17,932,634	(1,500,587)	1,868,237	3,585,198	20.0%
West Valley	15,559,801	86,791,593	89,677,086	(2,885,493)	(1,869,308)	10,805,000	12.0%
Yosemite	22,495,725	81,847,950	85,015,752	(3,167,802)	(424,514)	18,903,409	22.2%
Yuba	9,813,967	43,397,602	42,875,287	522,315	(2,861,812)	7,474,670	17.4%
Statewide	1,154,364,406	6,000,779,152	5,985,230,616	15,548,536	(167,257,746)	1,002,655,186	16.9%

California Community Colleges
Summary-Unrestricted General Fund Transactions
Fiscal Year 2012-13

Table III.2 District	Adjusted Beg. Balance	Revenue	Expenditures	Revenue Less Expenditures	Net Other In/Outgo	Net Ending Balance	NEB/ Expndtrs
Allen Hancock	4,610,343	48,212,872	46,866,650	2,346,222	(1,771,409)	5,185,156	11.1%
Antelope Valley Joint	7,456,316	58,868,249	64,301,835	4,566,414	(2,081,974)	9,940,756	18.3%
Berstow	3,571,129	15,378,106	13,689,047	1,689,059	(1,347,114)	3,913,074	28.6%
Butte-Glenn	14,394,247	57,552,361	55,189,858	2,362,503	(2,089,814)	14,687,136	26.6%
Cabrillo	11,659,816	59,809,278	57,486,991	2,323,287	(1,705,200)	12,177,903	21.2%
Cerritos	9,978,761	81,745,875	79,513,791	2,232,084	(1,317,476)	10,893,370	13.7%
Chabot-Las Positas	5,887,202	93,568,957	92,330,040	1,238,917	433,769	7,559,878	8.2%
Chaffey	15,620,185	73,274,233	73,508,988	(234,753)	(1,226,571)	14,158,861	19.3%
Citrus	8,381,956	55,951,728	55,838,087	113,641	(1,358,816)	7,137,082	12.8%
Coast	23,483,776	181,009,700	167,003,732	14,005,968	170,337	37,660,081	22.6%
Compton	6,187,999	30,490,732	28,756,760	3,733,972	(1,771,996)	7,149,975	26.7%
Contra Costa	37,606,456	162,770,923	158,086,270	4,674,653	(5,831,853)	36,449,256	23.1%
Copper Mountain	1,414,705	11,401,457	11,721,104	(319,647)	-	1,095,058	9.3%
Desert	7,791,368	37,170,457	36,174,316	996,141	(1,642,994)	7,144,515	19.8%
El Camino	21,115,163	102,285,070	97,840,878	4,344,192	(4,692,116)	20,767,239	21.2%
Feather River	3,188,181	12,669,501	11,612,051	1,157,450	(837,193)	3,508,438	30.5%
Foothill-DeAnza	45,741,864	188,688,914	174,692,974	13,995,940	(6,067,046)	63,870,758	30.7%
Gavilan	3,131,583	29,444,496	27,827,104	1,617,392	(1,811,056)	2,937,919	10.6%
Glendale	4,895,333	76,979,896	73,405,743	3,574,153	(3,609,057)	4,860,429	6.8%
Grossmont-Cuyamaca	10,628,545	92,127,875	89,178,473	2,949,402	(1,356,294)	12,221,653	13.7%
Hartnell	8,795,419	34,732,017	32,442,448	2,289,569	(1,629,614)	9,555,374	29.6%
Imperial	2,830,949	32,874,776	32,516,504	358,272	(853,637)	2,335,684	7.2%
Kern	24,721,908	102,240,390	92,730,508	9,509,882	(8,705,225)	25,526,565	27.5%
Lake Tahoe	2,764,023	13,336,120	12,894,729	441,391	(1,161,868)	2,053,546	15.9%
Lassen	3,156,684	12,957,959	12,167,001	790,958	(334,965)	3,612,677	29.7%
Long Beach	14,840,916	98,894,086	95,922,082	2,972,004	(632,218)	17,180,702	17.9%
Los Angeles	78,779,807	495,519,617	499,959,352	(3,449,736)	(8,030,589)	66,699,483	13.4%
Los Rios	33,611,219	258,910,910	260,617,446	(1,706,536)	(328,339)	31,576,344	12.1%
Marin	5,141,775	46,367,612	46,552,368	(184,756)	(1,027,366)	3,929,633	8.4%
Mendocino-Lake	3,068,999	19,416,768	20,247,654	(830,886)	(364,146)	1,873,967	9.3%
Merced	7,835,496	49,948,878	49,485,214	463,664	(2,638,144)	5,661,016	11.4%
Mira Costa	13,330,316	91,282,861	84,363,318	6,899,543	(2,656,845)	17,573,014	20.8%
Monterey Peninsula	4,586,890	36,050,096	31,843,285	4,218,811	(4,808,622)	3,895,079	12.2%
Mt. San Antonio	30,333,634	136,222,740	139,565,735	(2,342,995)	(2,608,681)	27,729,958	20.0%
Mt. San Jacinto	6,079,900	52,792,634	49,460,733	3,331,901	(2,984,554)	6,427,247	13.0%
Napa Valley	3,460,445	32,122,013	30,572,079	1,549,934	(27,250)	4,983,129	16.3%
North Orange County	46,862,666	158,388,978	156,512,817	1,876,161	(6,546,669)	42,192,158	27.0%
Ohlone	11,704,827	44,947,362	45,805,877	(858,515)	(283,110)	10,563,202	23.1%
Palo Verde	1,101,482	10,183,955	9,803,172	380,783	(61,971)	1,420,294	14.6%
Palomar	18,484,120	95,823,265	97,503,091	(1,679,826)	(3,155,738)	13,647,556	14.0%
Pasadena	20,707,748	112,913,597	111,677,918	1,235,679	(145,626)	21,797,802	19.5%
Peralta	12,475,828	114,337,422	110,841,276	3,496,146	(638,230)	15,333,744	13.8%
Rancho Santiago	43,395,854	137,225,055	139,499,529	(2,274,564)	(3,488,100)	37,633,190	27.0%
Redwoods	1,362,897	26,981,836	26,338,227	643,609	(642,767)	1,363,749	5.2%
Rio Hondo	4,743,423	62,971,126	62,233,081	738,045	(409,070)	5,072,398	8.2%
Riverside	6,651,080	136,633,788	130,689,582	5,944,106	(1,688,479)	10,926,707	8.4%
San Bernardino	21,702,835	70,079,097	65,124,168	4,954,929	(2,595,039)	24,062,725	36.9%
San Diego	14,302,828	194,303,868	187,016,015	7,287,853	(3,393,463)	18,197,218	9.7%
San Francisco	18,136,226	181,262,135	180,994,884	267,251	(628,859)	17,874,618	9.9%
San Joaquin Delta	10,144,563	81,216,739	78,631,177	4,585,562	(4,451,467)	10,278,638	13.4%
San Jose-Evergreen	9,046,753	78,412,990	74,910,124	3,502,866	(1,349,209)	11,200,410	15.0%
San Luis Obispo County	5,801,491	46,039,925	44,967,311	1,072,614	(1,606,580)	5,367,525	11.9%
San Mateo County	19,601,580	127,520,416	115,718,817	11,801,599	(11,699,410)	19,703,769	17.0%
Santa Barbara	25,694,200	86,945,104	81,888,808	5,056,496	(4,047,243)	26,703,453	32.6%
Santa Clarita	8,927,403	75,507,251	73,637,244	1,870,007	(1,860,270)	8,928,140	12.1%
Santa Monica	15,137,372	133,791,295	138,258,404	(4,467,109)	(149,453)	10,520,810	7.6%
Sequoias	2,780,609	45,673,181	45,089,205	583,976	(637,174)	2,737,411	6.1%
Shasta-Tehama-Trinity	10,433,821	39,122,538	37,675,746	1,446,792	(1,353,906)	10,526,707	27.9%
Sierra Jt.	17,373,904	75,862,875	73,078,992	2,783,883	(4,144,779)	16,013,008	21.9%
Siskiyou Jt.	1,278,385	16,016,697	15,553,570	463,127	(680,010)	1,061,502	6.8%
Solano	2,800,420	47,548,696	43,981,804	3,566,892	(152,793)	6,214,519	14.1%
Sonoma Cou	12,322,603	97,595,352	95,855,151	1,740,201	(2,028,895)	12,033,909	12.6%
South Orange County	21,095,459	192,456,241	148,087,433	44,368,808	(37,869,351)	27,594,916	18.6%
Southwestern	7,684,447	75,419,165	76,893,606	(1,474,441)	989,782	7,199,788	9.4%
State Center	38,215,710	134,634,694	135,000,899	(366,205)	(220,768)	37,628,737	27.9%
Ventura	28,769,953	130,323,906	124,956,186	5,367,720	(3,543,426)	28,595,247	22.9%
Victor Valley	15,946,160	45,752,097	51,928,049	(6,175,952)	10,000	9,780,208	18.8%
West Hills	4,013,763	29,922,926	28,630,964	1,291,962	(467,207)	4,838,518	16.9%
West Kern	4,090,827	15,113,437	18,369,173	(3,255,736)	4,343,172	5,178,263	28.2%
West Valley	10,805,000	90,462,830	79,529,060	10,933,770	(10,021,066)	11,717,704	14.7%
Yosemite	18,903,409	83,934,149	82,566,377	1,367,772	(366,401)	19,904,780	24.1%
Yuba	7,474,670	44,599,702	43,105,467	1,494,235	(3,468,317)	5,500,588	12.8%
Statewide	1,007,067,624	6,123,983,857	5,922,735,350	318,536,101	(185,169,263)	1,023,145,866	17.3%

Table III.2

California Community Colleges
 Summary of Unrestricted General Fund Transactions
 Fiscal Year 2013-2014

District	Adjusted Beginning Balance	Revenue	Expenditures	Revenue Less Expenditures	Net Other In/Outgo	Net Ending Balance	NEE Expend/Revenue
ALLAN Hancock	5,185,159	60,666,049	48,160,862	2,435,097	(2,049,727)	5,670,529	11.6%
ANTELOPE VALLEY	9,341,024	59,247,451	57,897,474	1,379,977	(1,241,500)	9,479,501	16.4%
BARSTOW	3,613,074	16,144,091	13,884,858	2,259,233	(1,129,871)	5,342,739	30.3%
BUTTE	7,687,198	60,092,073	48,078,073	12,014,000	(2,411,891)	16,351,235	26.9%
CABRILLO	12,177,903	61,407,063	50,244,213	2,182,750	(1,989,869)	12,371,794	20.9%
CERRITOS	10,893,370	88,887,303	81,923,308	4,833,995	(1,414,050)	14,113,314	17.2%
CHABOT-LAS POSITAS	8,784,864	98,083,844	95,740,572	2,323,072	(104,379)	10,983,258	15.5%
CHAFFEY	14,150,885	77,280,424	78,334,573	(1,054,149)	(1,817,898)	11,289,817	14.4%
CITRUS	7,197,092	61,307,426	57,886,771	3,009,655	(1,942,831)	8,009,109	13.3%
COAST	38,964,037	178,574,737	179,311,910	2,262,827	(3,880,541)	35,356,373	20.1%
COMPTON	7,079,149	32,822,861	29,481,458	3,341,533	(2,282,780)	8,187,802	27.7%
CONTRA COSTA	28,449,258	188,388,403	183,480,080	4,928,343	(8,036,702)	25,341,287	21.8%
COPPER MOUNTAIN	1,113,085	12,185,504	12,124,648	40,856	0	1,153,943	9.5%
DESBERT	8,864,224	42,723,983	39,981,630	2,742,353	(1,400,243)	10,206,334	25.5%
EL CAMINO	20,801,727	104,478,777	100,783,829	3,694,948	(8,569,540)	17,897,255	17.8%
FEATHER RIVER	3,508,438	13,427,323	12,280,581	1,146,742	(838,289)	4,018,501	32.7%
FOOTHILL-DEANZA	53,670,758	183,361,250	173,878,424	11,502,826	(11,797,258)	53,368,288	30.7%
DAVIAN	2,937,919	26,756,014	27,240,214	(1,515,800)	(1,747,869)	2,705,880	9.9%
OLENDALE	4,980,428	78,747,104	77,133,837	2,613,267	(2,734,839)	4,838,857	6.3%
GROSSMONT-CUYAMACA	12,221,650	90,619,507	85,922,910	4,696,597	(2,087,328)	11,229,922	11.7%
HARTWELL	8,858,374	38,834,012	38,641,440	192,572	(851,029)	8,899,914	27.2%
IMPERIAL	2,335,684	36,888,938	34,745,871	2,143,067	(305,872)	2,473,273	7.1%
KERN	24,884,838	112,489,198	98,688,548	13,800,650	(7,302,529)	31,371,959	31.6%
LAKE TAHOE	2,053,854	12,876,018	12,734,912	141,106	(481,502)	1,749,058	13.7%
LASSSEN	3,803,271	12,387,870	12,221,445	166,425	(173,872)	3,878,924	31.7%
LONG BEACH	17,180,702	105,474,478	100,324,587	5,149,891	(2,128,840)	21,201,743	21.1%
LOS ANGELES	82,484,708	528,145,921	523,748,884	4,397,037	(14,878,839)	73,310,819	14.0%
LOS RIOS	31,578,344	272,673,655	270,953,700	2,019,955	(2,317,722)	31,278,577	11.6%
MARSH	3,829,633	48,181,391	45,949,981	2,181,400	(1,314,840)	4,796,123	10.4%
MENDOCINO-LAKE	1,873,863	19,985,098	19,873,951	111,148	(200,183)	1,784,920	9.0%
MERCED	5,861,016	51,844,141	48,878,011	2,966,130	(4,201,887)	4,728,149	8.7%
MIRACOSTA	17,373,014	93,458,641	68,207,791	25,250,850	(5,338,131)	17,435,733	19.8%
MONTREY	3,898,079	38,878,285	37,338,389	1,539,896	(648,744)	3,885,709	10.4%
MT. SAN ANTONIO	27,729,568	148,418,719	145,998,823	2,450,893	65,334	30,238,185	20.7%
MT. SAN JACINTO	8,427,247	57,272,732	51,733,258	5,539,474	(3,803,869)	8,162,456	15.8%
NAPA	4,963,199	33,140,440	32,150,818	989,621	308,360	6,286,140	18.6%
NORTH ORANGE	42,192,158	171,384,348	180,383,104	(11,001,244)	(8,524,645)	43,668,857	27.3%
OHIO	10,569,202	48,273,514	47,478,771	794,743	(848,868)	10,500,547	22.1%
PALO VERDE	1,420,487	12,822,650	11,195,101	1,627,549	(841,203)	2,107,035	18.8%
PALOMAR	13,647,558	102,188,838	101,184,308	1,014,530	(4,113,772)	10,548,414	10.4%
PASADENA	21,797,802	129,520,027	125,818,453	3,701,574	(360,997)	19,389,379	15.4%
PERALTA	14,954,874	115,705,328	118,781,381	(1,076,053)	4,107,849	17,586,498	16.1%
RANCHO SANTIAGO	37,833,180	143,325,250	144,456,127	(1,170,877)	(8,198,621)	27,268,682	18.9%
REDWOODS	1,383,349	27,260,448	25,478,189	1,782,259	(1,055,383)	2,092,648	8.2%
RO HOHODO	5,072,399	70,004,872	65,308,639	4,696,233	(502,201)	8,265,225	14.2%
RIVERSIDE	10,926,707	142,471,831	137,015,535	5,456,296	(4,643,692)	11,734,053	8.8%
SAN BERNARDINO	24,052,725	78,882,158	73,187,822	5,694,336	(11,092,788)	18,884,210	22.8%
SAN DIEGO	18,197,218	204,042,424	205,032,797	(990,373)	(3,829,156)	13,377,899	8.5%
SAN FRANCISCO	22,677,481	188,589,897	183,082,843	5,507,054	(7,074,612)	34,166,817	20.3%
SAN JOAQUIN DELTA	10,278,638	82,283,194	79,842,882	2,440,312	(2,477,109)	10,451,871	13.1%
SAN JOSE-EVERGREEN	11,200,410	68,064,053	60,884,358	7,179,695	(2,489,298)	13,780,812	17.0%
SAN LUIS OESPO	5,367,525	47,740,653	45,555,819	2,184,834	(1,834,728)	5,019,843	13.0%
SAN MATEO	19,703,789	135,799,198	118,338,708	17,460,490	(18,033,131)	20,124,128	18.9%
SANTA BARBARA	26,703,453	92,530,314	85,648,818	6,881,496	(4,184,022)	29,391,126	34.3%
SANTA CLARITA	8,828,143	60,818,848	78,078,000	(17,259,152)	(2,711,321)	8,067,807	11.5%
SANTA MONICA	10,820,810	144,834,471	141,148,243	3,686,228	(236,259)	13,971,779	9.9%
SEQUOIAS	2,952,815	48,246,254	45,818,791	2,427,463	(870,498)	4,709,879	10.3%
SHASTA-TEH-TUM	10,508,707	41,014,508	39,938,923	1,075,585	(1,586,730)	10,037,572	25.1%
SIERRA	18,019,008	80,427,789	73,879,300	6,548,489	(8,183,087)	14,384,201	19.0%
SISKIYOU	1,091,502	18,152,412	15,498,011	2,654,401	(814,813)	801,000	5.8%
SOLANO	5,681,204	48,082,600	47,107,405	975,195	(1,024,775)	4,319,657	8.2%
SONOMA	12,033,808	106,828,862	103,801,183	3,027,679	(2,217,834)	11,944,744	11.6%
SOUTH ORANGE	27,684,810	190,304,983	147,882,068	42,422,915	(8,224,983)	37,202,828	25.3%
SOUTHWESTERN	7,199,788	82,323,264	79,633,358	2,689,906	(43,802)	9,459,983	11.9%
STATE CENTER	37,828,737	143,158,774	140,858,102	2,300,672	(2,242,780)	37,726,649	28.8%
VENTURA	28,589,247	140,564,771	131,090,215	9,474,556	2,028,264	40,066,007	30.8%
VICTOR VALLEY	9,700,208	51,004,282	52,188,584	(1,184,302)	10,000	9,597,688	18.3%
WEST HILLS	4,838,818	31,723,280	31,261,257	462,023	(2,057,871)	3,242,870	10.4%
WEST KERN	5,178,293	18,308,898	22,992,182	(4,683,284)	1,852,490	3,747,457	18.6%
WEST VALLEY	11,717,704	102,305,831	83,443,978	21,861,853	(8,454,323)	24,123,234	30.0%
YOSEMITE	19,804,786	88,101,131	87,259,284	841,847	(1,228,442)	19,521,151	22.4%
YUBA	8,500,588	45,688,807	41,877,740	3,811,067	(4,236,128)	5,265,530	12.6%
Statewide	1,043,656,830	6,454,720,400	6,188,486,913	285,223,487	(240,970,331)	1,068,109,856	17.6%

Shawn Anderson

From: Amy Cavender
Sent: Thursday, April 23, 2015 2:00 PM
To: ALL USERS
Subject: A poetry feast this Friday at 7pm in the Karas Room!

Follow Up Flag: Follow up
Flag Status: Flagged
Expires: Saturday, April 25, 2015 5:00 PM

Please contact [Henry Marchand](#) with questions.

The MPC Guest Authors Series and Creative Writing Program present:

BRIDGING THE BAY: POETS OF THE MONTEREY REGION

tomorrow night (Friday the 24th) at 7:00 in the Karas Room

Celebrate National Poetry Month with 6 of the area's fine poets as they read from their work:

George Lober
Brandi Kary
Jennifer Lagier
Marie Boucher
Joshua Converse
Maggie Paul

Admission is free.

For more information: mpc.edu/creativewriting

Or contact Henry Marchand at hmarchand@mpc.edu

Also --

On Twitter: @MPCWriting

On Facebook: The Creative Writing Program of Monterey Peninsula College

This event is supported by The MPC Foundation and The Arts Council for Monterey County.

Henry Marchand
Coordinator, Creative Writing Program
Director, MPC Guest Authors Series
Monterey Peninsula College
980 Fremont Street
Monterey, CA 93940

Shawn Anderson

From: Shawn Anderson
Sent: Thursday, April 23, 2015 5:30 PM
To: ALL USERS
Subject: REMINDER: President's Address to the Community on May 1, 2015

Follow Up Flag: Follow up
Flag Status: Flagged

SENT ON BEHALF OF MPC SUPERINTENDENT/PRESIDENT, DR. WALTER TRIBLEY

Dear MPC:

Please join me and Ms. Beccie Michael at the 9th Annual President's Address to the Community, presented by Monterey Peninsula College and the Monterey Peninsula College Foundation.

Event Details

President's Award Honoree: Mr. Charles Page
Date: May 1, 2015
Time: 11:30 a.m. to 1:30 p.m. (Lunch served at 11:45 a.m.)
Location: Monterey Conference Center
Cost: \$60 per person or \$750 to sponsor a table
Parking: Complimentary parking in City of Monterey East Garage (Must use Tyler Street entrance.)
Registration: mpcfoundation.org/pa15

We hope to see you there!

Best,

Walt

Shawn Anderson

From: Michael Midkiff
Sent: Saturday, April 25, 2015 6:48 AM
To: ALL USERS
Subject: Budget 101 Seminar - Video Link

Follow Up Flag: Follow up
Flag Status: Flagged

MPC Campus Community.

On Friday April 17th, Dr. Steve Kinsella came to MPC to provide the Budget 101 Seminar.

Here is the link to the video:

<http://www.mpc.edu/about-mpc/campus-resources/information-technology/budget-101>

Regards,

Michael Midkiff
Director, Information Systems
Monterey Peninsula College

Office: 831.646.3073
Mobile: 831.760.2245

Shawn Anderson

From: Amy Cavender
Sent: Monday, April 27, 2015 4:19 PM
To: ALL USERS
Subject: EOPS/CARE & Cal WORKs Recognition Ceremony

Follow Up Flag: Follow up
Flag Status: Flagged
Expires: Saturday, May 16, 2015 5:00 PM

Please see the message below from EOPS Counselor, Kelly Fletes.

Join us as we recognize our Graduating/Transfer Class of 2015 at our end of the year EOPS/CARE and CalWORKs Recognition Ceremony!

*Thank you much!
Kelly*



EOPS/CARE & CalWORKs Recognition Ceremony

Friday • May 15, 2015 • 12-2

Location: Sam Karas Room/Caroline Page C



EOPS
EXTENDED OPPORTUNITY
PROGRAMS & SERVICES




Shawn Anderson

From: Amy Cavender
Sent: Tuesday, April 28, 2015 9:10 AM
To: ALL USERS
Subject: Invitation: MPC TRiO/SSS Annual Recognition Ceremony

Follow Up Flag: Follow up
Flag Status: Flagged
Expires: Saturday, May 09, 2015 5:00 PM

Please see the message below from Grace Anongchanya.

*This year the TRiO/Student Support Services will be **celebrating 35 years at MPC!** On behalf of the TRiO/SSS program, we would like to invite you to attend our **Annual Recognition Celebration** to recognize the academic achievements of our Fall 2014 students who made the MPC's Dean's list (earning 3.0 and above GPA), as well as celebrate the accomplishments of our Graduating and Transferring Class of 2015. Please join us for this special and milestone celebration!*



Shawn Anderson

From: Shawn Anderson
Sent: Tuesday, April 28, 2015 4:53 PM
To: ALL USERS
Subject: MPC Hospitality Club Food Booth, April 29th
Attachments: Spring Food Booth MENU April 29.docx



Food Booth

Proceeds go towards supporting the MPC Hospitality Club

Wednesday, April 29th

11:00am – 2:00pm

In front of the Library

Savory:

Chips & Salsa

\$1.50

Nachos:

w/cheese and jalapenos

\$2.50

w/cheese, jalapenos, & salsa

\$3.00

w/cheese, jalapenos, salsa & carnitas

\$5.00

Carnitas Tacos

w/lime, cilantro and onions

\$2.00

BBQ Pulled Pork Sliders w/coleslaw

\$3.00

Sweets:

Cup Cakes (Chocolate or Vanilla)

\$2.00

Chocolate Pudding Cups

\$2.00

Drinks:

Arnold Palmer

\$2.00



Molly Jansen

Monterey Peninsula College
Hospitality & Restaurant Management Instructor
Office LS 110
Office 831-646-4123
mjansen@mpc.edu

Shawn Anderson

From: Walter Tribley
Sent: Thursday, April 30, 2015 10:03 AM
To: ALL USERS
Subject: Update regarding Mr. Davis

Importance: High

Follow Up Flag: Follow up
Flag Status: Flagged

Dear MPC,

Earl Davis and I spoke early this morning and he has requested to resign his position for the purpose of retirement. Of course I approved Earl's request.

This was not an easy decision for him as he is vested in his work and our significant challenges at MPC. While so much of Earl's situation is personal and cannot be shared in this email, please know that Earl cares for his MPC colleagues and he knows that we are all behind him and wishing his well.

We remain engaged in searching for an Acting VP of Administrative Affairs. I request your continued understanding and patience with all matters related to this key position until we can get someone onboard.

Please keep Earl in your thoughts.

Dr. T.

Shawn Anderson

From: Michael Midkiff
Sent: Friday, May 01, 2015 5:10 PM
To: ALL USERS
Subject: Announcing VP Forum Monday May 4th
Attachments: Kiran Kamath.pdf

Importance: High

Follow Up Flag: Follow up

Flag Status: Flagged

Sent on behalf of Susan Kitagawa

Dear All,

President Tribley informed the campus community of the series of Vice President forums scheduled on the week of May 4th. We will be announcing the candidates and providing a short biography the day before their appearance. Please refer to the attachment for the following forum:

Vice President of Academic Affairs on Monday, May 4th from 1:30pm – 2:30pm in LF 102

Each candidate will make a presentation to introduce him/her to the Monterey Peninsula College community. Following the presentation, the candidates will be asked a series of questions. We hope you are able to join us and learn more about the candidates. If you are unable to attend the forums, video recordings will be available for viewing on Friday, May 8th. Thank you.

Regards,

Susan Kitagawa
Associate Dean of Human Resources
Monterey Peninsula College
980 Fremont Street
Monterey, CA 93940
831.646.4014

Monday, May 4, 2015
1:30pm – 2:30pm
LF 102
Candidate for Vice President of Academic Affairs

Kiran Kamath



Kiran Kamath is Senior Dean of Planning and Institutional Effectiveness, and Accreditation Liaison Officer at Los Medanos College. She has over 25 years of experience working in higher education in the United States, Canada, and China, in addition to working in the private sector in India, Canada and the United States.

She joined her present college as a faculty member and chair of the Travel Marketing Department in 1991, before becoming Dean of Career and Technical Education. Subsequently, she served as Senior Dean of Instruction and Senior Dean of Planning and Institutional Effectiveness. As a member of the executive management team, she serves on the President's Cabinet. She has extensive experience in academic affairs, accreditation, economic and workforce development, program and curriculum development, writing and managing grants, distance education, partnership development, career pathway development, program review, academic and program planning, and institutional effectiveness.

As Accreditation Liaison Officer, she recently led her college through a very successful self-evaluation process resulting in reaffirmation of accreditation with ACCJC. She has also served on an ACCJC accreditation site visiting team. She has applied for and managed around \$10 million of grants and industry donations for program development, and built many successful partnerships with K-12 institutions, business organizations and corporations, community-based organizations, and other community colleges. She has been an active member of the Dow Chemical Company Community Advisory Panel (CAP); and has served on many college and district committees including serving as faculty chair of the Curriculum, Career and Technical Education, and Distance Education committees.

She has earned a Master's degree in French Linguistics from Simon Fraser University, Canada; a post-graduate diploma in French and Linguistics from Simon Fraser University, Canada; a post-graduate diploma in Travel and Tourism from the University of Bombay, India; and an undergraduate degree in Economics, Political Science, and Public Administration from Osmania University, India.

Shawn Anderson

From: Carlis Crowe-Johns
Sent: Monday, May 04, 2015 7:28 AM
To: ALL USERS
Subject: Announcing VP Forums on Tuesday, May 5th
Attachments: VPSS Candidate Gregory Brown.pdf; VPAA Candidate Kimberly Schenk.pdf

Follow Up Flag: Follow up
Flag Status: Flagged



Subject: Announcing VP Forums on Tuesday, May 5th

Sent on behalf of Susan Kitagawa

Dear All,
President Tribley informed the campus community of the series of Vice President forums scheduled on the week of May 4th. We will be announcing the candidates and providing a short biography the day before their appearance. Please refer to the attachments for the following forums:

VP Forums on Tuesday, May 5th located in LF102

Kimberly Schenk, Candidate for Vice President of Academic Affairs from 2:00pm – 3:00pm

Gregory Brown, Candidate for Vice President of Student Services from 3:30pm – 4:30pm

Each candidate will make a presentation to introduce himself/herself to the Monterey Peninsula College community. Following the presentation, the candidates will be asked a series of questions. We hope you are able to join us and learn more about the candidates. If you are unable to attend the forums, video recordings will be available for viewing on Friday, May 8th. Thank you.

Regards,

Susan Kitagawa
Associate Dean of Human Resources
Monterey Peninsula College
980 Fremont Street
Monterey, CA 93940
831.646.4014

Gregory Brown

Biographical Statement



Mr. Brown's educational credentials include a Bachelor of Science degree in Secondary Education from Clarion State University in Pennsylvania. His Master of Arts degree is in College Student Personnel from Bowling Green State University in Ohio.

Mr. Brown is currently employed as the Executive Vice President for Academic and Student Affairs at Copper Mountain College, in Joshua Tree, California. He has held the position since March, 2007. As a member of the Superintendent/President's executive team, he is responsible for the planning, management and supervision of all academic affairs and student services functions. In prior positions with Copper Mountain College, Mr. Brown has also had supervisory responsibility for the Twentynine Palms Marine Corps Air Ground Combat Center student services, as well as the college's Information Services functions, which include college

computing, instructional computing, telecommunications, enterprise reporting system, and MIS reporting. Mr. Brown is the conduct officer for the college and is responsible for investigating and adjudicating alleged student standards of conduct violations. Mr. Brown chairs multiple college committees and serves on other standing and ad hoc committees.

Prior to coming to Copper Mountain College, Mr. Brown served as the Dean for Student Services at Klamath Community College in Klamath Falls, Oregon, from the inception of the college in 1996 thru February, 2007. As the initial Dean for Student Services, he was responsible for creating all student services functions for the college and played a primary role in the initial accreditation of the college. Prior to the position at Klamath Community College, Mr. Brown was the Director of Student Services at the University of Wisconsin Center in Marathon County, where he was the chief student affairs officer for the college. Mr. Brown also worked at Yavapai College in Prescott, Arizona. There, he served as a Career Counselor and Director of Counseling.

Kimberly Schenk

Biographical Statement



Kim has served as the Senior Dean of Curriculum and Instruction at Diablo Valley College (DVC) since January of 2013. Prior managerial assignments, also at DVC, included Dean, Career Technical Education and Economic Development, Acting Dean of the San Ramon Valley Center, Workforce Development Coordinator, and Tech Prep Project Director. She taught as a member of the Hotel and Restaurant Management Department from 1993 to 1998, specializing in baking and pastry.

She is a member of several professional organizations including the Association of California Community College Administrators (ACCCA), Bay Area Community College Consortium (BACCC) and the California Community College Association for Occupational Education (CCCAOE) for which she is currently serving as liaison to the State Advisory Committee on Curriculum (SACC). Kim served as president to CCCAOE from 2008-2010.


In addition to a Certificate as Professional Chef from the California Culinary Academy, her credentials include a bachelor's degree in Modern Languages from the University of Toronto – French and German and a Master of Arts degree in Educational Administration from Santa Clara University.

Shawn Anderson

From: Shawn Anderson
Sent: Monday, May 04, 2015 9:19 AM
To: ALL USERS
Subject: 2015 MATE Monterey Bay regional ROV competition on May 9th
Attachments: Invite_2015.pdf

Follow Up Flag: Follow up
Flag Status: Flagged

SENT ON BEHALF OF JILL ZANDE



The Marine Advanced Technology Education (MATE) Center at Monterey Peninsula College (MPC) invites you to our **15th Annual Monterey Bay Regional ROV Contest**, one of 24 regional events that are part of MATE's international ROV competition. More than 50 elementary, middle, high, and home school teams from Monterey, Salinas, Pacific Grove, Hollister, San Luis Obispo, Santa Maria, and the San Francisco Bay area are designing and building ROVs (underwater robots) to compete in the event, which **takes place at Aptos High**

School in Aptos, CA on Saturday, May 9th from 10:00am to 4:00pm. The awards ceremony will be held at ~4:30pm in the Aptos High School gymnasium.

This year's contest focuses on scientific research and the offshore oil industry in the Arctic Ocean. Students will pilot their ROVs under a simulated ice sheet where they will count and sample organisms, deploy scientific instruments, and collect iceberg data. They will also pilot their ROVs to complete tasks from the offshore oil industry, including inspecting pipelines and testing equipment.


In addition to the underwater mission tasks, the students will exhibit poster displays that describe their vehicle, its various control, buoyancy, and propulsion systems, and the members of their team. The students will also deliver a presentation about the science and engineering behind their vehicle to a group of professional engineers and ROV pilots/technicians from local organizations, such as the Monterey Bay Aquarium Research Institute. During their presentation, the students will have the opportunity to learn more about these industry professionals and the work that they do – and hopefully become inspired to pursue careers in ocean science, technology, and engineering!

All total, we expect 300 students, instructors, parents, cheerleaders, judges, and volunteers to take part. We encourage you to join us for this fun, exciting, and educational event!

Jill Zande
Competition Coordinator
(831) 646-3082
jzande@marinetech.org

Matt Gardner
Technical Manager
(831) 645-1393
mgardner@marinetech.org

Kim Swan
Competition Coordinator
(831) 645-1393
kswan@marinetech.org



The Marine Advanced Technology Education (MATE) Center at Monterey Peninsula College (MPC) invites you to our **15th Annual Monterey Bay Regional ROV Contest**, one of 24 regional events that are part of MATE's international ROV competition. More than 50 elementary, middle, high, and home school teams from Monterey, Salinas, Pacific Grove, Hollister, San Luis Obispo, Santa Maria, and the San Francisco Bay area are designing and building ROVs (underwater robots) to compete in the event, which **takes place at Aptos High School in Aptos, CA on Saturday, May 9th from 10:00am to 4:00pm**. The awards ceremony will be held at ~4:30pm in the Aptos High School gymnasium.

This year's contest focuses on scientific research and the offshore oil industry in the Arctic Ocean. Students will pilot their ROVs under a simulated ice sheet where they will count and sample organisms, deploy scientific instruments, and collect iceberg data. They will also pilot their ROVs to complete tasks from the offshore oil industry, including inspecting pipelines and testing equipment.

In addition to the underwater mission tasks, the students will exhibit poster displays that describe their vehicle, its various control, buoyancy, and propulsion systems, and the members of their team. The students will also deliver a presentation about the science and engineering behind their vehicle to a group of professional engineers and ROV pilots/technicians from local organizations, such as the Monterey Bay Aquarium Research Institute. During their presentation, the students will have the opportunity to learn more about these industry professionals and the work that they do – and hopefully become inspired to pursue careers in ocean science, technology, and engineering!

All total, we expect 300 students, instructors, parents, cheerleaders, judges, and volunteers to take part. We encourage you to join us for this fun, exciting, and educational event!

Jill Zande
Competition Coordinator
(831) 646-3082
jjzande@marinetech.org

Matt Gardner
Technical Manager
(831) 645-1393
mgardner@marinetech.org

Kim Swan
Competition Coordinator
(831) 645-1393
kswan@marinetech.org

Shawn Anderson

From: Carlis Crowe-Johns
Sent: Tuesday, May 05, 2015 7:05 AM
To: ALL USERS
Subject: Announcing VP Forum for Wednesday, May 6th
Attachments: VPAA Candidate Michael Gilmartin.pdf

Follow Up Flag: Follow up
Flag Status: Flagged



Sent on behalf of Susan Kitagawa

Dear All,
President Tribley informed the campus community of the series of Vice President forums scheduled on the week of May 4th. We will be announcing the candidates and providing a short biography the day before their appearance. Please refer to the attachment for the following forum:

VP Forum on Wednesday, May 6th located in LF102

Michael Gilmartin, Candidate for Vice President of Academic Affairs from 1:30pm– 2:30pm

Each candidate will make a presentation to introduce himself/herself to the Monterey Peninsula College community. Following the presentation, the candidates will be asked a series of questions. We hope you are able to join us and learn more about the candidates. If you are unable to attend the forums, video recordings will be available for viewing on Friday, May 8th. Thank you.


Regards,

Susan Kitagawa
Associate Dean of Human Resources
Monterey Peninsula College
980 Fremont Street
Monterey, CA 93940
831.646.4014

Michael Gilmartin

Biographical Statement

Michael Gilmartin graduated with a Bachelor of Science in Zoology and an Master of Science in Biology from San Diego State University. He was a full-time instructor at West Hills College for eleven years and taught biological sciences, chemistry, health and basic skills math. He was elected and served as Academic Senate President for three years. He was also a division chair, assistant to the President, and Associate Dean at West Hills. Among his duties there were institutional researcher, grants, strategic planning, facility planning, and accreditation.



Michael was hired at Monterey Peninsula College in 1999 as Dean of Instruction for Occupational and Economic Development. In this role, he was responsible for the college's CTE programs and instructional agreement classes. He also worked on accreditation, a Title III grant, master planning and facilities projects. In 2009, he became the Dean of Instructional Planning at MPC and took on additional institution-wide responsibilities. Michael has been serving as the Interim Vice President of Academic Affairs since October 2014.

Shawn Anderson

From: Shawn Anderson
Sent: Tuesday, May 05, 2015 7:10 PM
To: ALL USERS
Subject: MPC Art Department Mother's Day Sale

Follow Up Flag: Follow up
Flag Status: Flagged

SENT ON BEHALF OF THERESA LOVERING-BROWN

MPC student artists are finalizing the details for our 18th annual MPC Art Department fundraiser. If you get a chance, stop by and see what our students and faculty are making here at MPC. Ceramics will be in the Art Ceramics Building and Prints and Jewelry will be in the Art Dimensional Building. Located off Fishnet Road adjacent to parking lot B, signs will be posted to the events.

**Monterey Peninsula College
Open Studios
Mother's Day Jewelry, Ceramics,
Glass, and Prints Sale
May 7: 5 pm to 8 pm,
May 8 and 9: 10 am to 5 pm
980 Fremont Street Monterey, CA 93940
follow campus signs, free parking**



Shawn Anderson

From: Shawn Anderson
Sent: Tuesday, May 05, 2015 7:09 PM
To: ALL USERS
Subject: NEW group exhibit at the MPC Art Gallery!
Attachments: Katherine Levin-Lau_Turtle In The Night Garden.jpg; Pamela_Takigawa_Hummingbird_15x3_4_Mixed_Media_800_dollars_200ppi.jpg; KD Hand 2B.jpg

Follow Up Flag: Follow up
Flag Status: Flagged

SENT ON BEHALF OF MELISSA PICKFORD

MONTEREY PENINSULA COLLEGE ART GALLERY PRESENTS:

SEED to SEA

A Printmakers Exchange

between

BluSeed Studios in Saranac Lake, NY and MPC Printmakers

EXHIBIT DATES: MAY 5 – JUNE 2, 2015

LOCATION: MPC ART DEPARTMENT GALLERY, 980 FREMONT ST., MONTEREY

HOURS: TUESDAY THROUGH FRIDAY, 11:00 - 4:00

(OR BY APPOINTMENT; CALL (831) 646-3060)

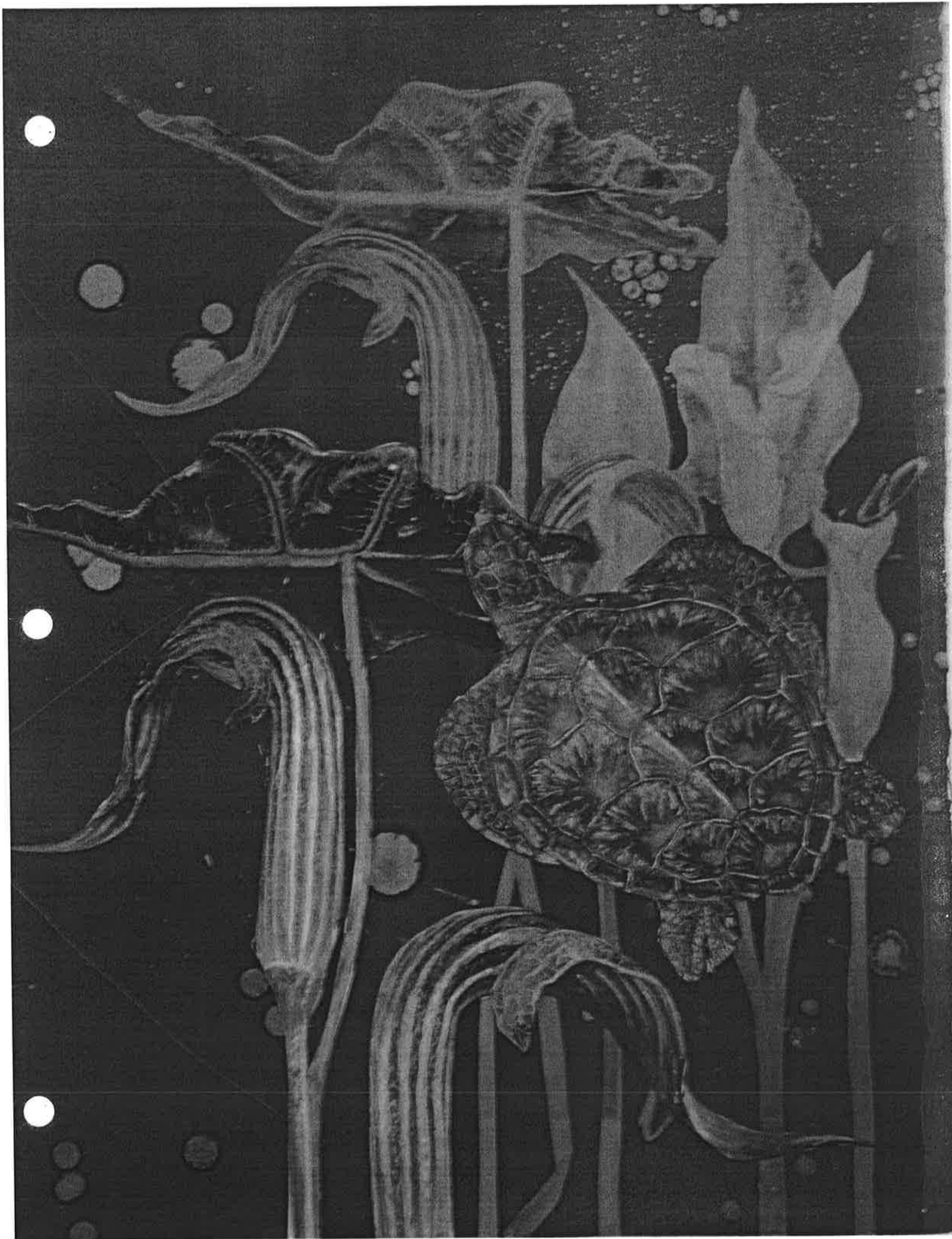
**RECEPTION: THURSDAY, MAY 7, 12:30 – 2:00 PM (ARTISTS’
TALK 1:00 PM)**

Please join us to celebrate the artistic collaboration of fourteen printmakers, half from Saranac Lake in Upstate New York and half from Monterey and Santa Cruz. This body of work represents creative friendship across the continent. Last summer, the same group exhibited different pieces at BluSeed Studios, an art center in the Adirondacks.


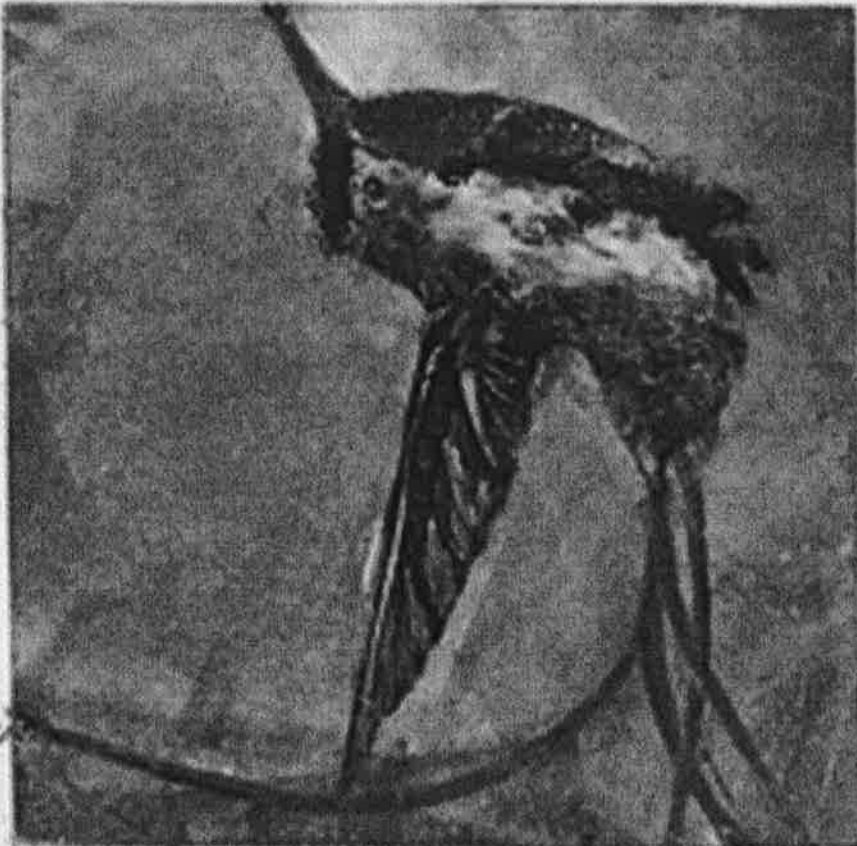

This exhibition is eclectic and beautiful, with works made in a wide array of printmaking techniques: monotypes, photo-based processes, etching, collograph and chine collé. There are also a few paper pulp paintings and a fine watercolor.

Several of the artists will be visiting from New York and attending their reception. Most of the work is for sale and at VERY reasonable prices!

Admission is free. MPC parking fee: \$2. (two paper dollars)







Shawn Anderson

From: Carlis Crowe-Johns
Sent: Wednesday, May 06, 2015 4:00 PM
To: ALL USERS
Subject: Announcing VP Forums for Thursday, May 7th
Attachments: VPAA Canddiate Rudy Besikof.pdf; VPSS Candidate James Daniels.pdf



Subject: FW: Announcing VP Forums for Thursday, May 7th

Sent on behalf of Susan Kitagawa

Dear All,
President Tribley informed the campus community of the series of Vice President forums scheduled on the week of May 4th. We will be announcing the candidates and providing a short biography the day before their appearance. Please refer to the attachments for the following forums:

VP Forums on Thursday, May 7th located in LF102

Rudolph Besikof, Candidate for Vice President of Academic Affairs from 2:00pm – 3:00pm

James Daniels, Candidate for Vice President of Student Services from 3:30pm – 4:30pm

Each candidate will make a presentation to introduce himself/herself to the Monterey Peninsula College community. Following the presentation, the candidates will be asked a series of questions. We hope you are able to join us and learn more about the candidates. If you are unable to attend the forums, video recordings will be available for viewing on Friday, May 8th. Thank you.

Regards,

Susan Kitagawa
Associate Dean of Human Resources
Monterey Peninsula College
980 Fremont Street
Monterey, CA 93940
831.646.4014

Rudy Besikof

Biographical Statement



Dr. Rudy Besikof has been working in higher education for nearly 25 years and brings the perspective of an award-winning educator as well as that of both a large and small-college leader. He is the Dean of Academic Affairs at Los Angeles Valley College, an institution that served just over 28,000 students in 2013-2014. In addition to being in charge of scheduling and catalog production, Dr. Besikof is responsible for the library and Athletics along with six academic departments within the areas of Fine Arts, Liberal Arts, and Kinesiology. Outside Academic Affairs, he serves as a liaison to the college's Puente program as well as its Services for Students with Disabilities Office.

Prior to joining Valley College, Dr. Besikof served in a similarly expansive leadership role at Woodland Community College as its Dean of Instruction and Learning Resources. Along with supervision of three academic divisions, the college library, and Supplemental Instruction, he was responsible for instructional services at the college's satellite campus in Colusa County. As a Dean in a smaller college setting, Dr. Besikof often represented his college in the community.

Dr. Besikof is a 2010 graduate of UCLA's Educational Leadership Program. His dissertation, **The Role of the Community College President in Fundraising: A Best Practices Study**, was recognized with the UCLA School of Education's Outstanding Dissertation Award. He has since presented and published in the Community College Journal of Research and Practice. Prior to becoming a Dean, Dr. Besikof had taught English and ESL in two and four-year colleges not only in California, but also in Colorado, Japan, and France. He is honored to be one of the finalists for the Vice President of Academic Affairs position at Monterey Peninsula College and looks forward to meeting the campus community.

James Daniels

Biographical Statement

James E. Daniels is a higher education professional with 27 years of experience in community colleges and universities. Throughout James's career, he has served as the senior student affairs officer in community colleges for the past 11 years. In addition, he has served 16 years with the California State University System holding multiple leadership positions within the division of student affairs and academic affairs, and taught many courses in psychology and social sciences as an adjunct professor. He recently earned his doctorate in leadership.



James is committed to the community college mission of educating all students, open access, building diversity, and developing strong student services that support academic rigor and enrollment management. His programming is marked by resilient-innovative teams, creative and meaningful student services, and caring relationships.

Furthermore, as a servant leader James is community minded. He is an excellent communicator who builds strong relationships at all levels of the college and community in order to move the college forward towards its mission. His leadership is marked with transparency, integrity, and honesty.

Shawn Anderson

From: Suzanne Ammons
Sent: Monday, May 11, 2015 11:40 AM
To: ALL USERS
Subject: FW: CHOMP/MCCSN Health Fair
Attachments: Health flyer 2015 (3rd revision).docx

Follow Up Flag: Follow up
Flag Status: Flagged
Expires: Monday, May 11, 2015 4:00 PM

FREE HEALTH FAIR

Monday, May 11th, 2015

11:00 am – 2:00 pm

Monterey Peninsula College Library

Admission is **FREE!** \$2 parking passes available on site

Elba Advincula

Division Office Manager
Maurine Church Coburn School of Nursing
Monterey Peninsula College
(831) 646-4258

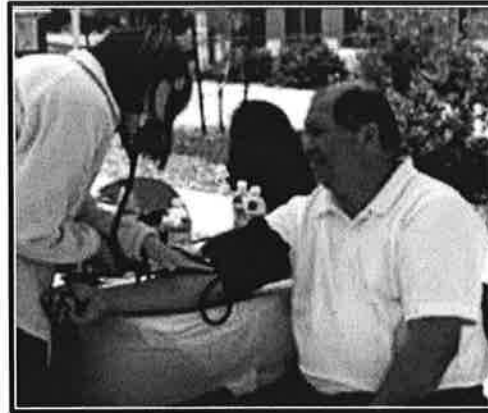
FREE HEALTH FAIR

Monday, May 11th, 2015

11:00 am – 2:00 pm

Monterey Peninsula College Library

Admission is **FREE!** \$2 parking passes available on site



This is a free community-wide health fair that aims to give all area residents the ability to interact with health care vendors in order to become more informed about the services available to them.

Including:

- **Free** health screenings
 - Cholesterol (non-fasting)
 - Blood sugar (non-fasting)
 - Blood pressure
- Diabetes Education
- Nutrition Education
- Stroke Education
- Breast Care and Bone Health Information

VENDORS INCLUDE:

- CA Nursing Students' Association
- MCCSN
- Men In Nursing
- MPC Health Services
- MPC Massage Therapy Department
- Breath CA
- Central Coast HIV AIDS Services
- Champions for Change
- Planned Parenthood
- Rape Crisis Center
- Rota Care Clinic
- Mums The Word
- Fresh Express (**free snacks**)
- Trader Joe's (**free snacks**)
- And many more....



Community Hospital
of the Monterey Peninsula®



Questions or concerns?

Contact:

Nikki Uchida
Nikki.Uchida@mpc.edu

Mahl Pinky Baldonado
MahlPinky.Baldonado@mpc.edu

Shawn Anderson

From: Kali Viker
Sent: Monday, May 11, 2015 3:10 PM
To: Classified; Amy Cavender; Andrea Bozant; Carlis Crowe-Johns; Connie Andrews; Edwin Lake; Kali Viker; Leslie Procive; Shawn Anderson; Shirley Kim; Suzanne Ammons
Cc: Adria Gerard; Alethea DeSoto; Alexis Copeland; Arthur St. Laurent; Blanca Morgan; Catherine Nyznyk; Catherine Webb; Dan Beck; David Brown; Deborah Ruiz; Diane Boynton; Elias Kary; Eric Ogata; Francisco Tostado; Glenn Tozier; Grace Anongchanya; Heather Faust; James Lawrence; John Anderson; Jon Knolle; Lara Shipley; LaRon Johnson; Laura Franklin; Laura Loop; Laurence E. Walker; Leandro Castillo; Lyndon Schutzler; Lynn Noell; Mark Clements; Michael Gilmartin; Michael Midkiff; Nicole Dunne; Pete Olsen; Rosaleen Ryan; Rosemary Barrios; Sandra Washington; Sunshine Giesler; Terria Odom-Wolfer; Todd Ritsema; Walter Tribley
Subject: 13th Annual Classified Staff Appreciation Ice Cream Float Party
Attachments: ClassifiedFloatDay2015-Event Flyer.pdf
Follow Up Flag: Follow up
Flag Status: Flagged

Classified staff,

The MPC Administrators are hosting a Float Party to serve up scoops of appreciation for your hard work and dedication to our students, campus and community. Please help spread the word to other classified employees who do not frequently check their email by posting the flyer in your areas.

See flyer for details.

Can't wait to see you there!

Supervisors,


Please work with your staff to allow participation, while minimizing disruption to services.

Thank you,

Kali F. Viker, M.S.
HR Analyst
Monterey Peninsula College
831-646-3038- Phone
831-646-3012- Fax
Employment Opportunities at MPC

*****HUMAN RESOURCES OFFICE HOURS*****

HR hours of customer service to 9am-4pm, M, T, TH, F and W from 9am-1pm.



MAY 22, 2015

JOIN US FOR THE

13TH ANNUAL CLASSIFIED ICE CREAM FLOAT DAY

As part of Classified Appreciation Week:

The MPC administrators are hosting a Float Party for Classified employees to acknowledge their significant contributions to the College. Employees have a choice of soda flavors served over vanilla ice cream in a souvenir glass.

CONTACT INFO

Can't make it because you are not scheduled to work during this time? Questions?
Email KViker@mpc.edu

**WHO: All
Classified
Employees**

**WHERE: Karas
Room, Library**

WHEN: 2-4pm

**Door Prize
Drawings for
fabulous prizes**



Shawn Anderson

From: Shawn Anderson
Sent: Tuesday, May 12, 2015 2:58 PM
To: ALL USERS
Subject: Thank you for your support of the Monterey Bay regional ROV contest
Attachments: 2015_MontereyBay_RANGER_awards_FINAL.pdf; 2015_MB_NAVIGATOR_awards_FINAL.pdf; 2015_MB_SCOUT_awards_FINALv2.pdf

Follow Up Flag: Follow up
Flag Status: Flagged

SENT ON BEHALF OF JILL ZANDE

Hello all,

Thank you so very much for your support of Saturday's 15th annual Monterey Bay regional ROV competition! We appreciate your time and talents. We couldn't do what we do without you!

I've attached the final results for all 3 competition classes - RANGER, NAVIGATOR, and SCOUT - to this e-mail. I'll also post these as well as the final scores to the regional web site (see <http://monterey.marinetech2.org/node/55>) tomorrow.

Thank you again for giving up your Saturday to support the program - and the students! We hope that you enjoyed the experience. And we hope that we'll see you at next year's event!

Jill Zande
Matt Gardner
Kim Swan

--

Jill Zande
Co-PI, Associate Director, & Competition Coordinator, MATE Center
Chair, Marine Technology Society-Monterey Bay section (see you at OCEANS 2016!)
980 Fremont Street
Monterey, CA 93940
Ph (831) 646-3082
Fax (831) 646-3080
jzande@marinetech.org
www.marinetech.org

Facebook:
<https://www.facebook.com/materovcompetition>
Youtube Channel:
<http://www.youtube.com/matecenter>
Twitter account:
<http://twitter.com/matecenter>

2015 Monterey Bay Regional RANGER Class Awards

<u>CATEGORY</u>	<u>DESCRIPTION</u>	<u>PRIZE</u>
○ 1 st	<p>Hwy 68 ROV Club</p> <p>Salinas</p>	<ul style="list-style-type: none"> • Plaque • ADVANCES TO INTERNATIONAL COMPETITION • 1 hour consultation with Schmidt Ocean Institute • \$100 Amazon gift card
○ 2 nd	<p>Aptos High School</p> <p>Aptos</p>	<ul style="list-style-type: none"> • Plaque • \$50 Amazon gift card • Extreme 3D Pro joystick
○ 3 rd	<p>Saint Joseph High School</p> <p>Santa Maria</p>	<ul style="list-style-type: none"> • Plaque • \$25 Amazon gift card • Extreme 3D Pro joystick
• Product Demonstration (Mission)	<p>Hwy 68 ROV Club</p> <p>Salinas</p>	<ul style="list-style-type: none"> • Plaque • (2) ½-day double kayak rentals courtesy of Kayak Connection
• Technical Documentation (Report)	<p>Aptos High School</p> <p>Aptos</p>	<ul style="list-style-type: none"> • Plaque • Tour of the Monterey Bay Abalone Company • \$30 worth of iTunes cards

<ul style="list-style-type: none"> • Sales Presentation (Engineering Evaluation) 	<p style="text-align: center;">Saint Joseph High School</p> <p style="text-align: center;">Santa Maria</p>	<ul style="list-style-type: none"> • Plaque • Tour of MBARI ROVs & AUVs courtesy of Kent Headley • \$30 worth of iTunes cards
<ul style="list-style-type: none"> • Guts & Glory 	<p style="text-align: center;">Mountain Oaks School</p> <p style="text-align: center;">San Andreas</p>	<ul style="list-style-type: none"> • Bin of goodies <ul style="list-style-type: none"> ○ 11 in 1 screwdriver ○ Drill and driving bits ○ Themed duct tape
<ul style="list-style-type: none"> • Safety Conscious 	<p style="text-align: center;">Mission College Prep</p> <p style="text-align: center;">San Luis Obispo</p>	<ul style="list-style-type: none"> • Bin of goodies <ul style="list-style-type: none"> ○ 4 clamps ○ Themed duct tape ○ Domino's gift card

2015 Monterey Bay Regional NAVIGTOR Class Awards

<u>CATEGORY</u>	<u>DESCRIPTION</u>	<u>PRIZE</u>
○ 1 st	<p style="text-align: center;">Bentley School</p> <p style="text-align: center;">Lafayette</p>	<ul style="list-style-type: none"> • Plaque • \$25 Amazon gift card • MATE Electrical Trainer • <i>Underwater Robotics: Science, Design & Fabrication</i>
○ 2 nd	<p style="text-align: center;">Aptos Junior High School</p> <p style="text-align: center;">Aptos</p>	<ul style="list-style-type: none"> • Plaque • Weller soldering station • MATE Electrical Trainer
○ 3 rd	<p style="text-align: center;">Technology High School</p> <p style="text-align: center;">Rohnert Park</p>	<ul style="list-style-type: none"> • Plaque • Weller soldering station • MATE Electrical Trainer
<ul style="list-style-type: none"> • Product Demonstration (Mission) 	<p style="text-align: center;">Bentley School</p> <p style="text-align: center;">Lafayette</p>	<ul style="list-style-type: none"> • Plaque • Drill and driver bits • 11 in 1 screwdriver
<ul style="list-style-type: none"> • Marketing (Poster) Display 	<p style="text-align: center;">Santa Catalina School</p> <p style="text-align: center;">Monterey</p>	<ul style="list-style-type: none"> • Plaque • Logitech Rumblepad 2 • Themed cut tape

<ul style="list-style-type: none"> • Sales Presentation (Engineering Evaluation) 	<p style="text-align: center;">Technology High School Rohnert Park</p>	<ul style="list-style-type: none"> • Plaque • Logitech Rumblepad 2 • Themed duct tape
<ul style="list-style-type: none"> • Team Spirit 	<p style="text-align: center;">Technology High School Rohnert Park</p>	<ul style="list-style-type: none"> • (4) Behind The Scenes Tours of the Monterey Bay Aquarium • Bin of goodies <ul style="list-style-type: none"> ○ Neon zip ties ○ Themed duct tape
<ul style="list-style-type: none"> • Guts & Glory 	<p style="text-align: center;">North Basis Cloud Goggle Frogs Emerald Hills</p>	<ul style="list-style-type: none"> • Hydraulic start kit • Themed duct tape
<ul style="list-style-type: none"> • Safety Conscious 	<p style="text-align: center;">Aptos Junior High School Aptos</p>	<ul style="list-style-type: none"> • Bin of goodies <ul style="list-style-type: none"> ○ 4 clamps ○ Themed duct tape ○ Domino's gift card

2015 Monterey Bay Regional SCOUT Class Awards

<u>CATEGORY</u>	<u>DESCRIPTION</u>	<u>PRIZE</u>
OVERALL WINNER	<p>Aptos Junior High School Mr. Whiskers</p> <p>Aptos</p>	<ul style="list-style-type: none"> • Plaque • Monterey Bay Aquarium – (1) family overnight gift certificates (4 people per certificate) • Weller soldering station
PRODUCT DEMO (MISSION)		
○ 1 st	<p>Aptos Junior High School Mr. Whiskers</p> <p>Aptos</p>	<ul style="list-style-type: none"> • Plaque • Monterey Bay Aquarium – (1) Underwater Explorers certificates – 2 kids per certificate (with adults) , so 4 kids total • Motor assembly kit
○ 2 nd	<p>Aptos Junior High School Seal Team Seven</p> <p>Aptos</p>	<ul style="list-style-type: none"> • Plaque • Monterey Bay Aquarium – (1) Underwater Explorers certificates – 2 kids per certificate (with adults), so 4 kids total • Neon zip ties
○ 3 rd	<p>Aptos Junior High School Logic Cubed</p> <p>Aptos</p>	<ul style="list-style-type: none"> • Plaque • Monterey Bay Aquarium – (1) Underwater Explorers certificates – 2 kids per certificate (with adults), so 4 kids total • Neon zip ties

SALES PRESENTATION (ENGINEERING)		
○ 1 st	<p style="text-align: center;">Christa McAuliffe School Alpha Division</p> <p style="text-align: center;">Mountain View</p>	<ul style="list-style-type: none"> • Plaque • Monterey Bay Aquarium – (1) Behind the Scenes Tour Package – entry and behind the scenes – 4 people per package, so 8 total • Motor assembly kit
○ 2 nd	<p style="text-align: center;">Mountain Home School Charter S.H.A.R.C.</p> <p style="text-align: center;">Oakhurst</p>	<ul style="list-style-type: none"> • Plaque • Monterey Bay Aquarium – (1) Behind the Scenes Tour Package – entry and behind the scenes – 4 people per package, so 8 total • Neon zip ties
○ 3 rd	<p style="text-align: center;">Mountain Oaks Charter School Magpie Robotics Company</p> <p style="text-align: center;">San Andreas</p>	<ul style="list-style-type: none"> • Plaque • Monterey Bay Aquarium – (1) Behind the Scenes Tour Package – entry and behind the scenes – 4 people per package, so 8 total • Neon zip ties
POSTER - 3 WINNERS		
Top 3 poster scores	<p style="text-align: center;">Christa McAuliffe School – Alpha Division Mountain View</p> <p style="text-align: center;">Mountain Home School Charter – S.H.A.R.C. Oakhurst</p> <p style="text-align: center;">Santa Catalina School – Barracuda Monterey</p>	<ul style="list-style-type: none"> • Plaque • Monterey Bay Aquarium – (1) Jellies Tour Package – entry and insiders’ view to jellies – 2 people per package • Themed duct tape

ROOKIES OF THE YEAR		
Top 3 teams with 50% or more first-time participants	<p style="text-align: center;">Aptos Junior High School – Logic Cubed Aptos</p> <p style="text-align: center;">Rio del Mar – Aquatechs Santa Cruz</p> <p style="text-align: center;">MIT Academy – Engineers Vallejo</p>	<ul style="list-style-type: none"> • Plaque • Themed duct tape
<ul style="list-style-type: none"> • Team Spirit 	<p style="text-align: center;">Bentley Middle School Troy</p> <p style="text-align: center;">Lafayette</p>	<ul style="list-style-type: none"> • (4) Behind The Scenes Tours of the Monterey Bay Aquarium • Hydraulic start kit

Shawn Anderson

From: Amy Cavender
Sent: Wednesday, May 13, 2015 9:23 AM
To: ALL USERS
Subject: Memorial Day Event May 20th 12:00pm

Expires: Thursday, May 21, 2015 5:00 PM

Please see the information below, regarding the event sponsored by the MPC Veterans Club.



Photo Courtesy of Esther Dale

Memorial Day
“Honoring Our Fallen”

Monterey Peninsula College
Wednesday, May 20, 2015
12:00 pm
Near the Flagpole



Shawn Anderson

From: Amy Cavender
Sent: Wednesday, May 13, 2015 2:42 PM
To: ALL USERS
Subject: Date change: Annual MPC Scholarship Ceremony

Expires: Friday, June 05, 2015 5:00 PM

Please see the information below from Student Financial Services.

The Annual MPC Scholarship Ceremony has been changed *from*:

Monday, May 18, 2015 @ 2:00pm in LF-103 *to:* Tuesday, June 2, 2015 @2:00pm in LF-102

The 2015-2016 MPC Scholarship Ceremony has be changed to:

Tuesday, June 2, 2015

2:00pm

Lecture Forum 102

Sincerely,

Deanna M. Galdo

MPC Student Financial Services Coordinator

Monterey Peninsula College

980 Fremont Street

Monterey, CA 93940-4704

Phone: 831.646.3042

Email: dgaldo@mpc.edu

Student Financial Services will ONLY be replying to student's MPC email account. In your email include your full name and Student ID number. If you have trouble login on to your MPC email contact WebsiteSupport@mpc.edu.

NOTICE: This e-mail transmission contains information which may be confidential and/or privileged. This information is intended for use only by the addressee indicated above. If you are not the intended recipient, please be advised that any disclosure, copying, distribution, or use of the contents of this information is strictly prohibited, and that any misdirected or improperly received information must be returned to MPC immediately. If you have received this communication in error, please notify us immediately by replying to the message and deleting it from your computer. Thank you.

Shawn Anderson

From: Leslie Procive
Sent: Wednesday, May 13, 2015 3:35 PM
To: ALL USERS
Subject: FW: MPC Concert Band this Saturday Night

Sent on behalf of John Anderson, Division Chair for Creative Arts



Spring Concert

MPC

✻ Concert Band

John Anderson

- Conductor

Saturday, May 16

8 o'clock

MPC Music Hall

\$10 General

Students, Seniors

and Military

Free

646-4200

The MPC Concert Band presents its Spring Concert on Saturday, May 16th at 8 PM in the MPC Music Hall. Featured selections include Leonard Bernstein's *Overture to Candide*, Paul Dukas' *Fanfare from La Péri*, Robert Russell Bennett's *Symphonic Songs for Band* and Philip Sparke's *Sunrise at Angel's Gate*. The concert will also feature performances by the Category V Wind Quintet and the MPC Horn Ensemble.

Tickets will be available at the door and are \$10 general and free for students, seniors and active duty military personnel. For more information call 646-4200.

Shawn Anderson

From: Shawn Anderson
Sent: Friday, May 15, 2015 7:46 AM
To: ALL USERS
Subject: American Flags at Half-Staff in Honor of Peace Officers Memorial Day

SENT ON BEHALF OF SUPERINTENDENT/PRESIDENT WALT TRIBLEY

Dear MPC:

Per the Presidential Proclamation copied below, our flags are being flown at half-staff today in honor of Peace Officers Memorial Day.

Best Regards,
Walt Tribley
MPC Superintendent/President

Presidential Proclamation

Peace Officers Memorial Day and Police Week, 2015

BY THE PRESIDENT OF THE UNITED STATES OF AMERICA
A PROCLAMATION

Each May, our Nation salutes the American women and men who put their lives on the line every day to maintain public safety and hold accountable those who break the law. On Peace Officers Memorial Day and during Police Week, we recognize all those who have dedicated their lives to this vital task. With heavy hearts, we mourn the heroes taken from us only because they chose to serve, and we rededicate ourselves to carrying forward their noble legacy.

Our law enforcement officers have extraordinarily tough jobs. They regularly work in dangerous environments and in difficult, high-tension situations. And they often face challenges deeply rooted in systemic problems and broader social issues. These professionals serve to protect their communities and strengthen their Nation, and they deserve to go home safely to their loved ones at the end of each shift. As President, I am committed to making sure America's dedicated police officers receive the support and recognition they have earned, and to doing all I can to protect those who protect us.

One important way to make policing safer and more effective is by continuing to enhance relations and trust between law enforcement and the neighborhoods they serve. This will make it easier and safer for police officers to do their jobs, and it will strengthen the places we live and work. This important task will require our Nation -- our communities, our law enforcement, and our leaders at every level -- to come together to commit to meeting this challenge and moving our country forward, block by block and neighborhood by neighborhood. As President, I firmly believe it is within our power to make progress in our time, and I am dedicated to partnering with all those who are willing to do this necessary work.

My Administration is taking concrete steps to implement the commonsense, pragmatic recommendations my Task Force on 21st Century Policing put forward based on input from law enforcement personnel as well as criminal justice experts,

community leaders, and civil liberties advocates. And we are engaging with local jurisdictions so they can begin to make the changes that will help ensure that police officers and their communities are partners in battling crime and that everyone feels safe on and off the job.

Our Nation's police officers are mentors in our schools, familiar faces on the corner, and pillars of our communities. They keep our borders secure and our roads safe, and in times of crisis, they rush toward tragedy. They are hardworking mothers, fathers, daughters, and sons who have dedicated their lives to public service, working every day to build a brighter future for their families and their Nation. Their selfless commitment and daily sacrifice represent what is possible for every city, town, and reservation in America, and our country has an enormous opportunity to lift up the very best law enforcement personnel as examples -- not just to other officers, but to all who aspire to lives of good citizenship. This week and every week, let us remember the patriots who laid down their lives for ours and honor all who strive to make our Nation more safe, more free, and more just.

By a joint resolution approved October 1, 1962, as amended (76 Stat. 676), and by Public Law 103-322, as amended (36 U.S.C. 136-137), the President has been authorized and requested to designate May 15 of each year as "Peace Officers Memorial Day" and the week in which it falls as "Police Week."

NOW, THEREFORE, I, BARACK OBAMA, President of the United States of America, do hereby proclaim May 15, 2015, as Peace Officers Memorial Day and May 10 through May 16, 2015, as Police Week. I call upon all Americans to observe these events with appropriate ceremonies and activities. I also call on the Governors of the United States and its Territories, and appropriate officials of all units of government, to direct that the flag be flown at half-staff on Peace Officers Memorial Day. **I further encourage all Americans to display the flag at half-staff from their homes and businesses on that day.**

IN WITNESS WHEREOF, I have hereunto set my hand this eighth day of May, in the year of our Lord two thousand fifteen, and of the Independence of the United States of America the two hundred and thirty-ninth.

BARACK OBAMA



Shawn Anderson

From: Amy Cavender
Sent: Monday, May 18, 2015 11:35 AM
To: ALL USERS
Subject: CNSA- California Nursing Students' Association Fundraiser
Expires: Tuesday, May 26, 2015 5:00 PM



CNSA

**California Nursing
Students' Association**

FUNDRAISER

PLEASE JOIN US!

**WHERE: CHIPOTLE GRILL
500 Del Monte Center
Monterey**

WHEN: TUESDAY, MAY 26TH

TIME: 11:30AM-3:30PM

**JUST MENTION CNSA AND WE EARN
50% OF ALL PROCEEDS TO HELP MEET
OUR FUNDRAISING GOALS**

THANK YOU FOR YOUR SUPPORT!!!

Shawn Anderson

From: Amy Cavender
Sent: Monday, May 18, 2015 11:53 AM
To: ALL USERS; Student All Users
Subject: Registration Kick-off Event: Marina Ed Center 5/20/15
Attachments: Heald Outreach Flyer.jpg; Heald Outreach Flyer.pdf
Expires: Friday, May 22, 2015 5:00 PM

Good morning,
Please see the attached information regarding the Registration Kick-off event at the Marina Education Center on Wednesday May 20th from 10am to 6pm. Please contact the Education Center Office at (831) 646-4850 or visit the website www.mpc.edu/edcentermarina for more information.

Thank you,

Amy Cavender
acavender@mpc.edu
(831) 646-4155
Monterey Peninsula College
980 Fremont Street
Monterey, CA 93940



289 12th Street, Room MA102
(Corner of Imjin Parkway & 3rd Street)

Registration Kick-off Event!

Wednesday, May 20, 2015 • 10:00am - 6:00pm



Occupational Program Information: Continuing Education Program Information:

- Medical Assisting
- Criminal Justice
- Business Accounting
- Pharmacy Technician
- Certified Nursing Assistant (CNA)

Additional program information will also be available.

Join us and learn more about:

- How to apply and register for Summer/Fall 2015 classes
- Financial Aid and other Student Service programs
- Speak with a counselor about majors, careers and support!
- ENSL counselor hours: 3:00pm - 6:00pm

For more information please contact the Education Center Office at (831) 646-4850
or visit the website at www.mpc.edu/edcentermarina



(831) 646-4000 • www.mpc.edu



Student Health Services Proudly Presents:

Success Over Stigma Presentation By:



What: Success Over Stigma is a community advocacy and educational outreach program dedicated to eradicating the stigma associated with mental illness. Success Over Stigma is a forum where the presenters will share their personal experiences of mental illness with the community-at-large.

When: Wednesday, May 20, 2015 12-1 pm

Where: Almaden Room in the Student Center

Why: To reduce the stigma associated with mental health struggles so that people feel able to seek help, feel supported, and have the opportunity to live improved quality of life.



Amy Cavender
acavender@mpc.edu
(831) 646-4155
Monterey Peninsula College
180 Fremont Street
Monterey, CA 93940

Shawn Anderson

From: Amy Cavender
Sent: Monday, May 18, 2015 3:56 PM
To: ALL USERS
Subject: Save the date: Latino Recognition

Expires: Saturday, June 06, 2015 5:00 PM

Sent on behalf of Kelly Fletes.

Please join us in celebrating the special accomplishments of our Graduates and Transfers at our annual Latino Recognition Ceremony. For more information please contact Kelly A. Fletes at 831.646.3051 or kfletes@mpc.edu

The 14th Annual
Latino Recognition Ceremony

You are cordially invited to attend the
annual Latino Graduation Celebration
“¡Nuestro Esfuerzo! ¡Nuestro Futuro!
Our Strength! Our Future!”

Thursday, June 4, 2015
6:00—8:00pm
Monterey Peninsula College
Lecture Forum 103

Light refreshments following immediately
Caroline Page Garden

Sponsored by:
Latino Faculty/Staff Association
Latino Student Association
EOPS/CARE Program



Class of 2015

Shawn Anderson

From: Amy Cavender
Sent: Monday, May 18, 2015 3:59 PM
To: ALL USERS
Subject: Veteran Graduates and Transfers Recognition Ceremony
Expires: Friday, May 29, 2015 5:00 PM

Sent on behalf of the MPC Veterans Center and the Veterans' Club.

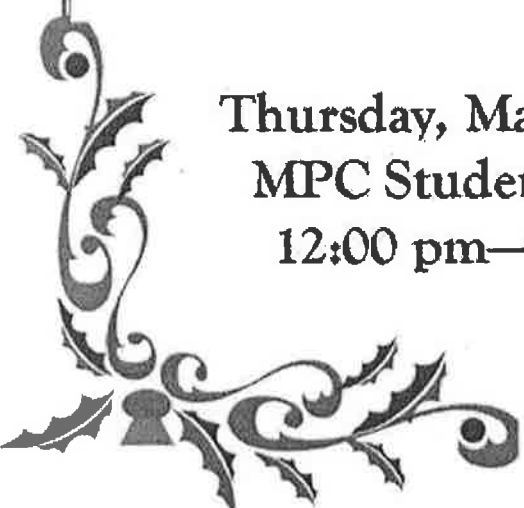
The MPC Veterans Center and Veterans' Club would like to invite you to attend our inaugural ceremony celebrating and honoring our Monterey Peninsula College veterans who are graduating and/or transferring. This special event will be held on Thursday, May 28th, from 12:00 pm – 2:00 pm in the MPC Student Center.



Please join us for the

**Veteran Graduate
and Transfer Student
Recognition Ceremony**

Celebrating our MPC Veteran
Students who are graduating and/or
transferring at the end of the 2014-
2015 academic year.



**Thursday, May 28, 2015
MPC Student Center
12:00 pm—2:00 pm**

A teacher of teachers comes to MPC to remind us why culture matters.

By Walter Ryce

You read a book, you listen to a piece of music, you see a work of art. It seems in all these things we're looking for something about ourselves: our values, emotions, thoughts, persona, philosophies. We seek out culture to find ourselves. David Steiner, Ph.D, is trained to help us do that.

He's served as director of arts education at the National Endowment for the Arts, as commissioner of education for the state of New York, and is now the dean of the School of Education at City University of New York's Hunter College.

He visits Monterey Peninsula College Friday as part of the school's Great Books Program to speak on "The Humanities at Risk: Why We Should Champion Great Art, Great Music and Great Books."

The topic has a number of issues hidden in it. The humanities include academic disciplines like art, religion, music, history, language, theater, things that describe our culture and the ways we try to understand ourselves and our world.

And why are the humanities at risk? Jobs, says Steiner. They used to be a place of broad study to earn "our inheritance" from past masters, he says. Not anymore. Students are leaving it behind in favor of study in vocations like business, medicine, law and environmental sciences.

"To be educated [once] meant to be liberally educated in the liberal arts. The argument has shifted to what you might need for the job market," Steiner says

Also it's at risk of being held captive by academics who decide what the "great" works of Western culture should be that constitute the humanities – often centered around Shakespeare, T.S. Eliot, Chaucer, Hawthorne, Melville, etc. Dead white men, it's been referred to. It also used to be the province of the elite classes. But that's shifting.

"Different students will gravitate to hip-hop, Jackson Pollock, Balanchine, what they saw on the subway wall," Steiner says. "The thing itself is less important than a set of interactions. It's what they do with it, how they interact with it, share it."

Steiner says there is another way, a third way, to regard the humanities, and to value them. What is it? “I don’t want to give away too much,” he says. “If you’re invited to give an important talk, it seems the basic moral courtesy is to [talk about] something new.”

A cliffhanger: Will humanities be saved?

DAVID STEINER 7pm Friday at Monterey Peninsula College, Lecture Forum 102, 980 Fremont St., Monterey. Free. www.mpc.edu/greatbooks.

Former Seaside High, MPC lineman Terry Poole prepares for NFL draft

By John Devine

The anxiety you feel as a kid just before Christmas. The anticipation of what's in the package. Staring at the clock.

That's what Terry Poole is feeling 48 hours before the NFL draft.

"It's like waiting to open that Christmas present," Poole said.

With one significant difference.

Poole has been dreaming about this moment since he was that little kid.

"This is a dream come true," Poole said. "It's coming to fruition."

The former Seaside High and Monterey Peninsula College offensive tackle has been projected to go anywhere between the second and fifth rounds of the NFL draft, which begins on Thursday in Chicago.

"I'm not too nervous," said Poole, who will watch the draft with family and friends in Monterey. "I know I will be somewhere. I'm just ready to get to work."

Over the past month, the 6-foot-6, 315-pounder has worked out with the Arizona Cardinals, Houston Texans, Philadelphia Eagles and Seattle Seahawks. All 32 NFL teams have contacted him since the NFL combine in February.

"Teams have been calling every day, making sure they have the right contact number," said Poole, who spent the past two years starting at San Diego State. "Teams keep telling me they are very interested and I'm on their draft board. It's about who will get me first."

Where that will be is a mystery to Poole.

While a handful of teams have expressed a great deal of interest and have remained in constant contact with Poole, a team's needs may change by the minute, depending on who is available on the draft board at that moment.

"I don't want to get my hopes up," said Poole, who has spent his entire 23 years on the West Coast. "You can't depend on what people are saying or projecting. A couple of teams seem really interested. But is it in the third or fifth round?"

Poole, who didn't play his senior year at Seaside High for personal reasons, turned his life around at MPC, becoming a demon in the trenches and a student in the classroom.

"The great redemption quality with Terry is school was actually important to him," MPC football coach Mike Rasmussen said.

Poole dominated play on the offensive line this past fall for San Diego State, earning all-Mountain West honors, pancaking opponents who crossed his path.

"I also got my degree at San Diego State in December and made the conference all-academic team," Poole proudly stated.

A tackle throughout his collegiate career at MPC and San Diego State, Poole began taking reps at guard at the East-West Shrine Game to enhance his draft stock.

"When I've visited teams, a lot of them have expressed an interest in me as a tackle and guard," Poole said. "Most teams only travel with eight offensive linemen. Versatility helps."

So does talent.

Poole enhanced his stock at the NFL combines, where he finished in the top 10 among all offensive linemen in every drill, running a 5.0 second 40-yard dash and bench pressing 225 pounds 25 times.

"I was able to showcase my athletic ability," Poole said. "Scouts said they were impressed with my drill work. They could see that I play tackle or guard."

The real twister at the NFL combines was the Wonderlic test," Poole laughed. "But I was prepared for it. I didn't hear anything back. So I guess everything is OK."

Poole has put together a management team, having hired former 49ers center Jeremy Newberry as his agent.

"He doesn't pull any punches," Poole said. "He's helped me a lot."

Poole has not been afraid to seek out advice, whether it's from Newberry or his former coaches at Seaside in Al Avila or at MPC in Rasmussen.

"Terry is one of the greatest success stories you'll ever want to see," said Rasmussen earlier this year. "Every day it was tough love. He straightened his life out. Football can be a great vehicle for life."

Poole is trying to become the third former Seaside athlete in the past five years to be drafted, joining current Buffalo Bills linebacker Ty Powell and newly acquired Chicago Bears linebacker Mason Foster, who spent his first three years with the Tampa Bay Buccaneers.

“I ran into Mason when I was in Florida for the East-West Shrine Game,” Poole said. “He came to watch a practice. He just said keep driving.”

If Poole is drafted, he will become the sixth Monterey County player in the NFL, joining, Powell, Foster, current Bears quarterback David Fales (Palma) and Buccaneers guard Evan Smith (Salinas). North Salinas grad Kassim Osgood is currently a free agent.

“It’s all self-drive right now,” said Poole, who will work out at MPC this week. “I’m staying in shape and waiting for the big day. I’m trying not to get too excited. But yeah, it’s getting close.”

Area roundup: Hartnell, MPC distance runners win Nor Cal titles

By Herald staff

Hartnell College distance ace Diego Leon and Monterey Peninsula College's Anna Welsh both won Northern California titles Friday in the 10,000-meter run at College of San Mateo.

Leon, a state champion in cross country last fall for the Panthers, breezed to a title in 31 minutes, 14.83 seconds. He also qualified for the Nor Cal finals next week in the 1,500.

The Panthers currently have an eight-point lead in the men's division while the women have a nine-point lead going into next Friday's finals at American River College in Sacramento.

Welsh held off the Panthers' Malena Grover and Brandi Hobson in the 10,000, clocking 38:19.94. All three have qualified for the state championships on May 16.

Hartnell freshman Chase Pacheco, who has already qualified for the state championships in the decathlon, advanced to the Nor Cal finals in the high jump and long jump.

Frankie Gutierrez was the second qualifier in the javelin with a mark of 180-3 while Hartnell hammer school record holder Dustin Samms was the No. 2 qualifier with a mark of 174-4. Marcus Washington also qualified in the long jump.

Taylor Blaha, who qualified last month for the state meet in the heptathlon, qualified in the triple jump while Linda Delgado ran 58.74 to advance into the 400 finals.

Former Seaside High, MPC lineman taken in third round by Seattle

By John Devine

Five teams were sending Terry Poole messages as Saturday's third day of the NFL draft heated up.

All of them told him to get ready and stay by your phone.

Each time one of those teams' turns came up, Poole could feel the anxiety and nervous tension grow in a room with his parents and agent Jeremy Newberry.

"Which team is going to take me?" Poole said.

He didn't have to wait long. Prior to Poole's name and hometown being flashed on the television screen, the former Seaside High and Monterey Peninsula College offensive lineman got a call from Seattle.

"The general manager John Schneider called and asked how I was doing," Poole said. "He said I hope you're having a good day and congrats on being a Seahawk."

A vision became a reality for the 6-foot-5, 310 pound Poole as he was taken in the fourth round by Seattle — the 130th overall player chosen in the NFL draft.

"It's a trip seeing your name and face come up with your home turf," Poole said. "Man, I'm glad I'm a Seahawk."

Poole was the 25th offensive lineman taken in the draft.

He also becomes the third-highest player from Monterey County to be selected, behind current Carolina head coach Ron Rivera, who was taken in the second round by the Bears in 1984, and Mason Foster, who chosen in the third round by Tampa Bay in 2012.

Having played offensive tackle throughout his high school and college career, the 23-year-old Poole was drafted by the Seahawks as a guard.

"I'm going to be a swing player," Poole said. "They told me I could possibly play center as well. I'm going to learn all five line positions. This is a blessing."

With the addition of Poole, the Seahawks currently have 12 offensive linemen on their roster.

“I’m going in with the thought of taking someone’s position and starting,” Poole said.

Growing up a Raiders fan, the recent San Diego State graduate will be coached on the offensive line by former Raiders head coach Tom Cable.

“I’m going to get to work with one of the best,” Poole said.

Of all the teams that Poole worked out for, Seattle was the one team that brought him up for a visit in March, where he met head coach Pete Carroll and a handful of players.

“I met the whole coaching staff,” Poole said. “I got a good vibe right away. They got to know me as a person and my character. Coach makes you love football even more.”

After two dominating seasons at MPC, Poole started the last two years for San Diego State, earning all-conference honors as a tackle, as well as all-academic honors.

He took part in the East-West Shrine Game and the NFL combines, where his stock grew after running a 5.09-second 40-yard dash and finishing in the top 10 in every category for offensive linemen.

Poole is the third former Seaside High player to be drafted in the last five years, joining Foster, who now plays for the Bears as a linebacker, and Bills linebacker Ty Powell.

Ironically, Powell was drafted by Seattle in 2013.

He’s also the third former MPC player in the last three years to be drafted, joining Powell and former Palma quarterback and Chicago Bears backup David Fales.

“It’s a business and I understand that,” Poole said. “But it’s a great thing loving where you work and who you work for. And loving what you’re doing.”

Poole will leave in five days for Seattle to attend a rookie mini-camp.

During his visit to Seattle, he reunited with former San Diego State teammate Eric Pinkins, who is in his third year with the team.

“I couldn’t be in a better situation,” Poole said. “It’s a great city, a great team and a great environment. I want to get involved in the community like I did in San Diego. I can’t wait to be in that stadium and here the 12th man.”

Local roundup: MPC men's golf finishes 7th in state

By Herald staff

The Monterey Peninsula College men's golf team finished up the season on Monday by taking seventh place at the state championships at Kings River Country Club.

The top golfer for the Lobos at the California Community College Athletic Association Men's Golf Championship was Will Cross at 3-over 147. Cross, the Coast Conference MVP, carded a 73 in his first round and 74 in his final round to take 17th place. Taylor Daniels was one shot behind Cross at 148. College of the Canyons was the top team and Jeremy Sanchez of Chabot College earned medalist honors at 8-under 136.